

5.4V 1.5F 2 SERIAL MODULE

FEATURES

2 units serially connected to provide 5.4V products

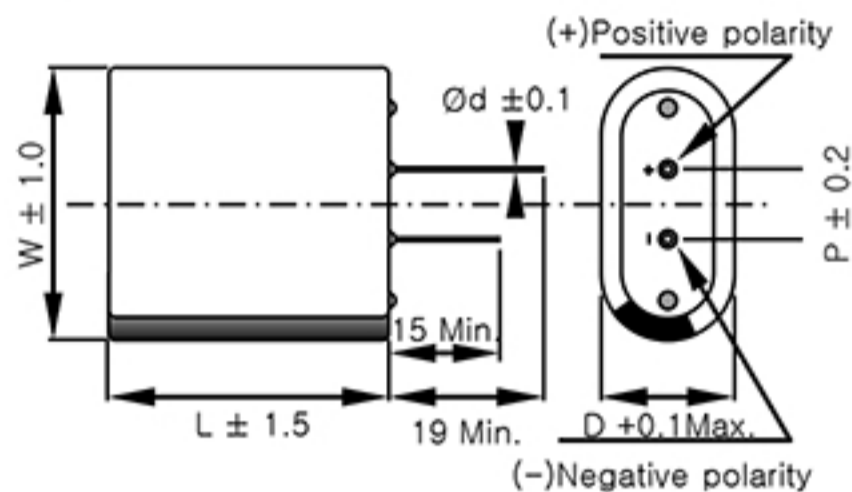
Lead terminal type

2-Pin terminal type according to customer's requirement

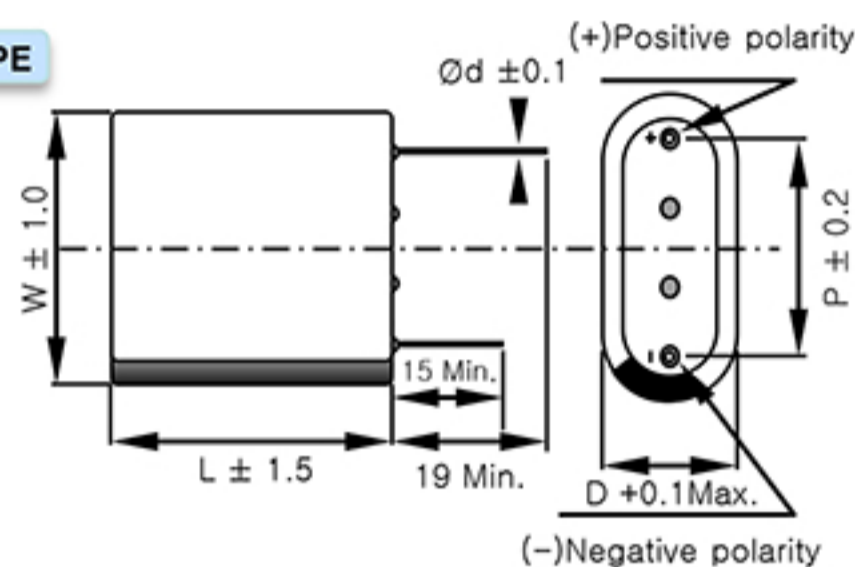


Drawing

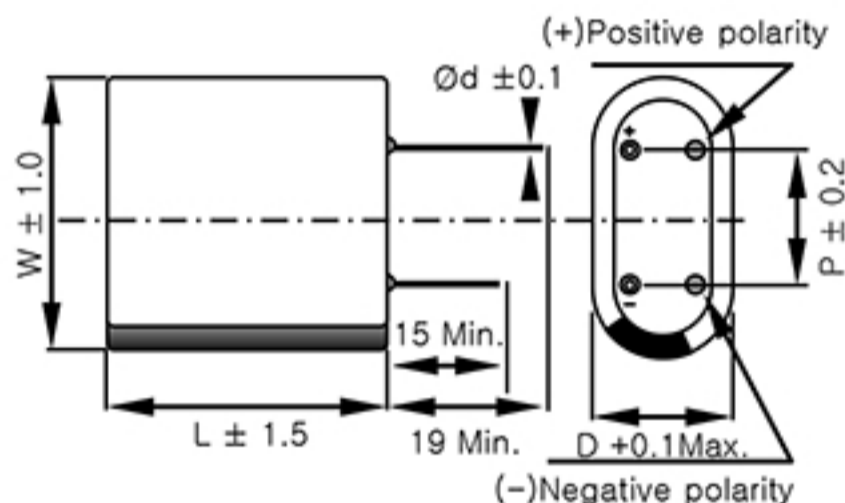
I TYPE



O TYPE



H TYPE



D = 8.5mm

TYPE	I	O	H
P	4.7	12.3	8.5

SPECIFICATION

ITEM		CHARACTERISTICS
Rated Voltage (V_R)		5.4 V
Operating Temperature		-40 ~ +65°C
Capacitance Tolerance		-10 ~ +30%
High Temp. Load Life (65°C)	Measure	After 1,000 hours at V_R loaded under +65°C, capacitors meet the following criteria.
	Cap. Change	≤ 30% of initial value
	ESR Change	100% increase from specified value
Cycle Life Characteristics	Cycle	500,000
	Cap. Change	≤ 30% of initial value
	ESR Change	100% increase from specified value
	Condition	Cycle of Charge/discharge from V_R to $1/2V_R$
Shelf Life		2 years No Electrical Charge, Temperature Below 70°C (ΔC : ≤10% of initial value / ΔESR : ≤ 50% of initial value)

Part Number	Rated Voltage (V)	Capacitance (F)	ESR (mΩ)		Max. Current (A)	Leakage Current (mA, 72hr)	Size (mm) D × W × L	Weight (g)	Volume (ml)
			AC(1kHz)	DC					
VEC5R4155QG	5.4	1.5	115	195	3.0	0.007	8.5×17×22	3.3	3.2

* Max. Current : 1 sec. discharge to $1/2V_R$

* When do module more than 2 series, please fully discharge over 1 hour first, then assemble right after within 1 hour.