

FEATURES

2 units serially connected to provide 6.0V products

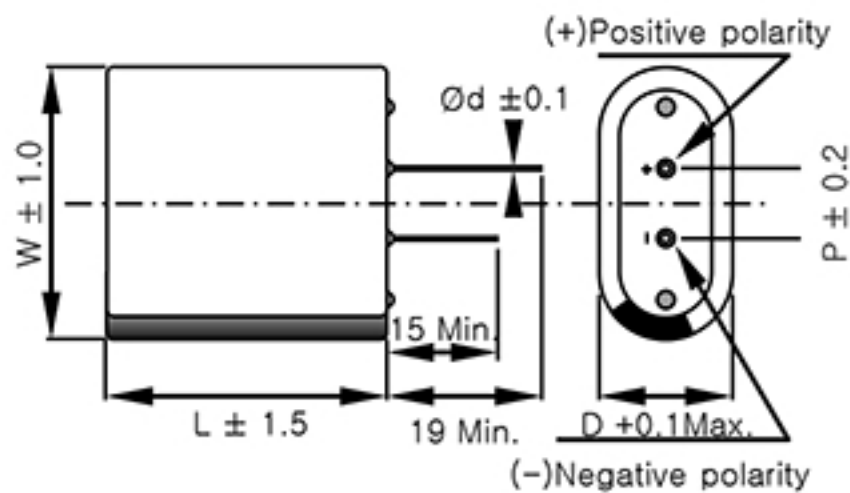
Lead terminal type

2-Pin terminal type according to customer's requirement

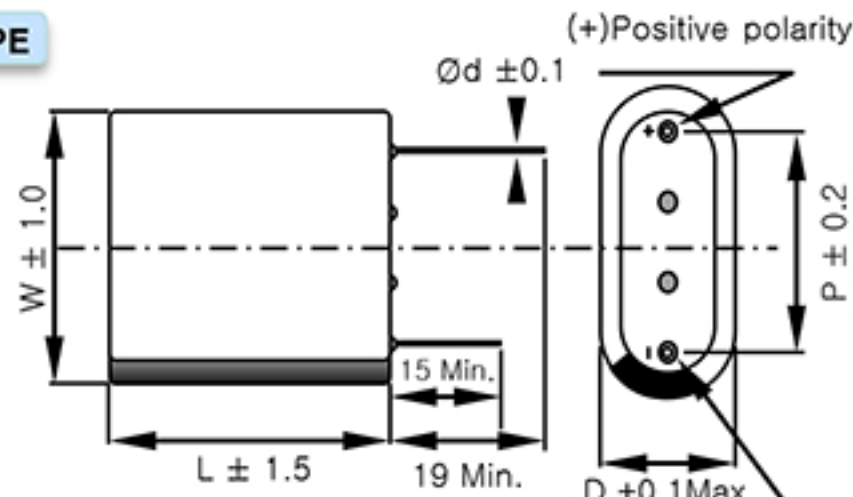


Drawing

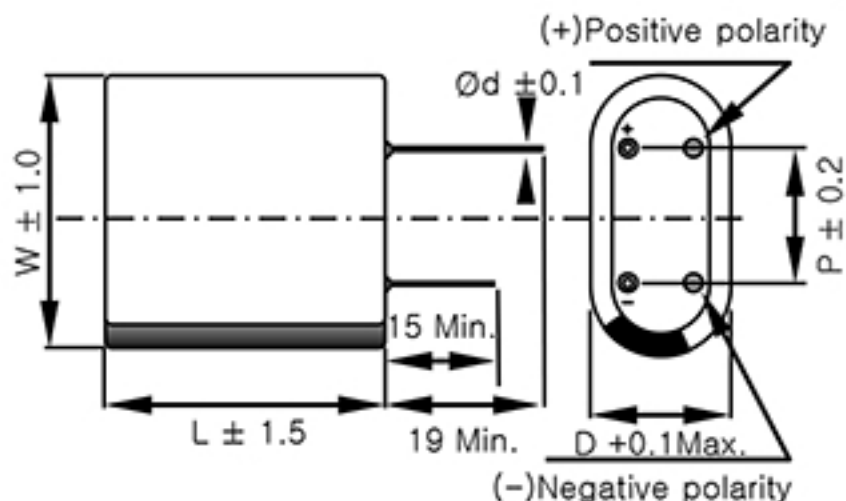
I TYPE



O TYPE



H TYPE



D = 8.5mm

| TYPE | I | O | H |
|------|-----|------|-----|
| P | 4.7 | 12.3 | 8.5 |

SPECIFICATION

| ITEM | | CHARACTERISTICS |
|-----------------------------|-------------|--|
| Rated Voltage (V_R) | | 6.0 V |
| Operating Temperature | | -40 ~ +65°C |
| Capacitance Tolerance | | -10 ~ +30% |
| High Temp. Load Life (65°C) | Measure | After 1,000 hours at V_R loaded under +65°C, capacitors meet the following criteria. |
| | Cap. Change | ≤ 30% of initial value |
| | ESR Change | 2 time of specified value |
| Cycle Life Characteristics | Cycle | 500,000 |
| | Cap. Change | ≤ 30% of initial value |
| | ESR Change | 2 time of specified value |
| | Condition | Cycle of Charge/discharge from V_R to $1/2V_R$ |
| Shelf Life | | 2 years No Electrical Charge, Temperature Below 70°C (ΔC : ≤10% of initial value at 25°C / ΔESR : ≤ 50% of initial value at 25°C) |

| Part Number | Rated Voltage (V) | Capacitance (F) | ESR (mΩ) | | Max. Current (A) | Leakage Current (mA, 72hr) | Size (mm) D × W × L | Weight (g) | Volume (ml) |
|-------------|-------------------|-----------------|----------|-----|------------------|----------------------------|------------------------|------------|-------------|
| | | | AC(1kHz) | DC | | | | | |
| VEC6R0504QG | 6.0 | 0.5 | 295 | 445 | 1.0 | 0.003 | 8.5×17×15.5 | 2.5 | 2.2 |

* Max. Current : 1 sec. discharge to $1/2V_R$

* When do module more than 2 series, please fully discharge over 1 hour first, then assemble right after within 1 hour.