

A. MAXIMUM RATING:

1. Operating temperature range: -40 °C to +85 °C
2. Storage temperature range: -55 °C to +125 °C
3. Input power : 29dB (Ta=+50°C,5000h,WCDMA modulation)
4. Maximum DC Voltage: +/-3 V
5. Moisture Sensitivity Level: Level 3 (MSL 3)
6. ESD 100V(MM) 200V(HBM)

RoHS Compliant

Lead-free soldering

Electrostatic Sensitive Device (ESD)

B. ELECTRICAL CHARACTERISTICS:Terminating impedance (Tx Port): 50+5.1nH Ω (Single-ended)Terminating impedance (Rx Port): 50 Ω (Differential)Terminating impedance (Ant Port): 50//8.2nH Ω (Single-ended)**Tx to ANT (f_{T0} =831.5 MHz)**

Parameters Description		Unit	Min	Typ	Max	Remarks
Insertion Loss	815 ~ 845MHz	dB(*1)	-	1.3	2.2	
	814.24 ~ 815MHz	dB(*1)		1.4	2.4	
	845 ~ 848.76MHz	dB(*1)		1.9	2.9	
Amplitude ripple	814.24 ~ 848.76MHz	dB	-	1.2	2.2	
VSWR	Tx	814.24 ~ 848.76MHz	-	-	1.6	2.0
	ANT	814.24 ~ 848.76MHz	-	-	1.5	2.0

Attenuation:

10 ~ 494 MHz	dB	35	41	-	
494 ~ 804 MHz	dB	32	37	-	
859.24 ~ 893.76 MHz	dB	44	56	-	
1475.9 ~ 1698 MHz	dB	35	40	-	
1710 ~ 2494 MHz	dB	30	35	-	
3256 ~ 4245 MHz	dB	20	27	-	
4884 ~ 6000 MHz	dB	35	44	-	
6512 ~ 6792 MHz	dB	15	28	-	
7326 ~ 7641 MHz	dB	12	26	-	

(*1) Specification of insertion loss excludes loss that comes from the test board

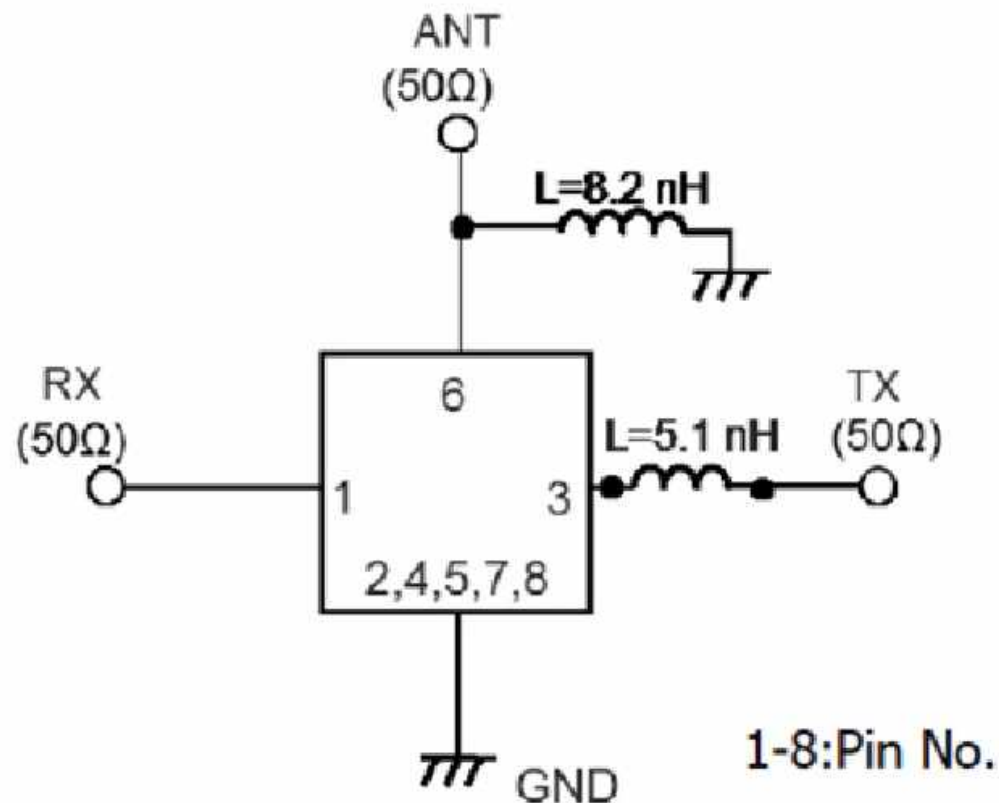
ANT to Rx ($f_{T0}=876.5$ MHz)

Parameters Description		Unit	Min	Typ	Max	Remarks
Insertion Loss	859.24 ~ 893.76 MHz	dB(*1)	-	2.0	3.1	
Amplitude ripple	859.24 ~ 893.76 MHz	dB	-	1.0	2.2	
VSWR	ANT	859.24 ~ 893.76 MHz	-	1.8	2.2	
	Rx		-	1.8	2.2	
Attenuation:						
1 ~ 447 MHz		dB	50	75	-	
814.24 ~ 848.76 MHz		dB	45	55	-	
909 ~ 979 MHz		dB	10	22	-	
1427 ~ 2500 MHz		dB	45	50	-	
2577 ~ 6000 MHz		dB	38	47	-	
6013 ~ 6258 MHz		dB	20	44	-	

Tx to Rx

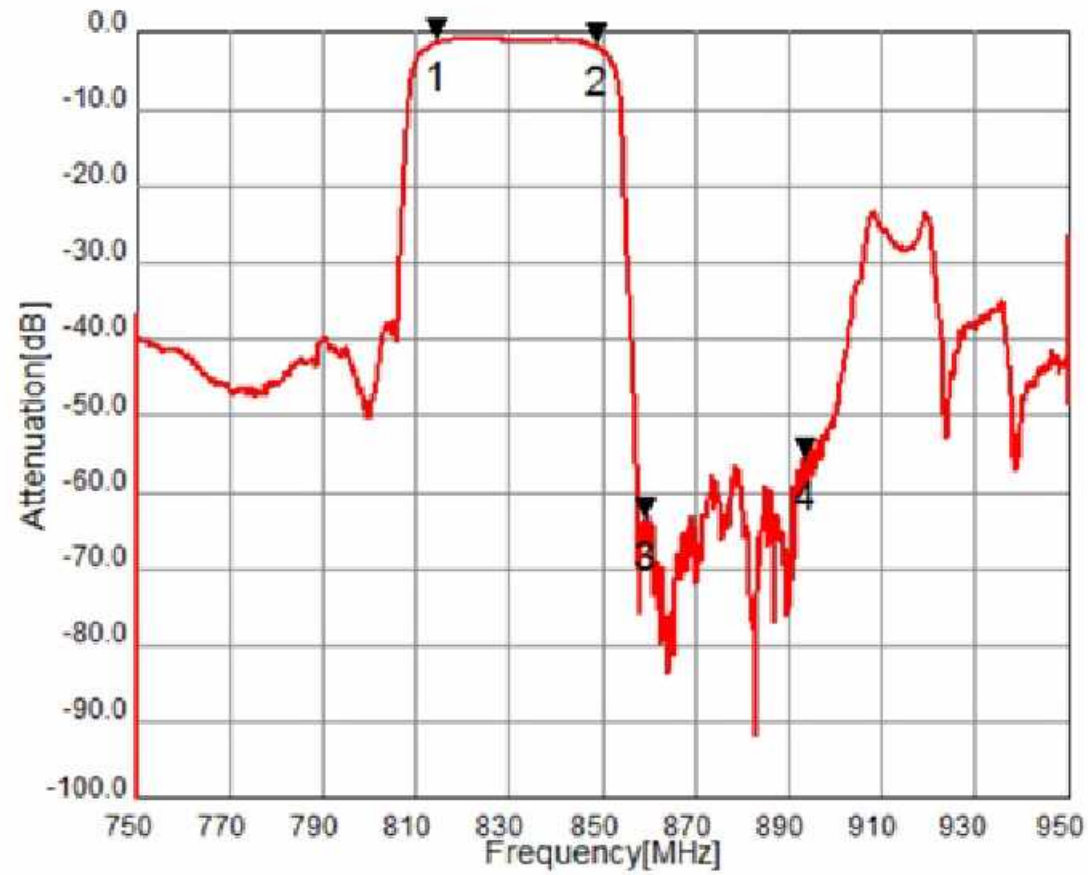
Isolation	814.24 ~ 848.76 MHz	dB	55	60	-	
	859.24 ~ 893.76 MHz	dB	52	57	-	

(*1) Specification of insertion loss excludes loss that comes from the test board.

C.Evaluation Circuit

D. FREQUENCY CHARACTERISTICS:

Tx to Ant



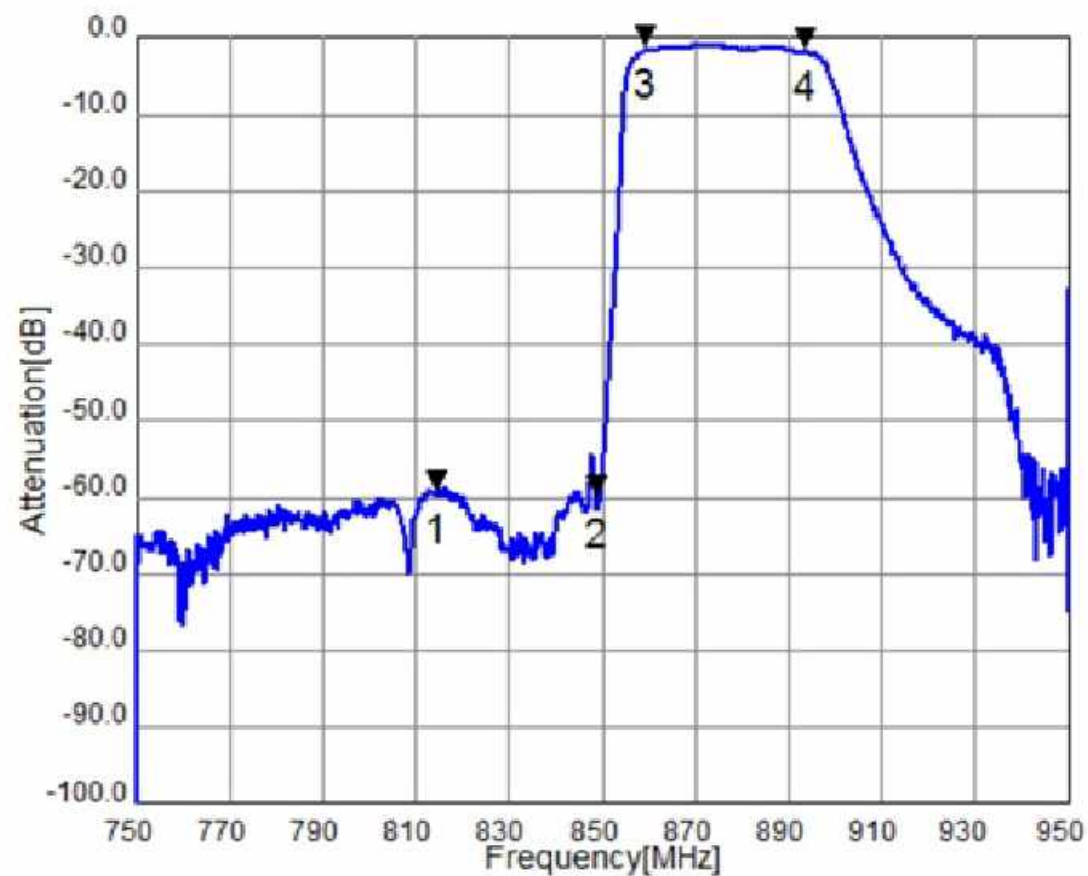
Mk1: 814.2MHz
M1 S31=-1.284dB

Mk2: 848.6MHz
M1 S31=-1.819dB

Mk3: 859.2MHz
M1 S31=-63.902dB

Mk4: 893.8MHz
M1 S31=-56.144dB

Ant to Rx



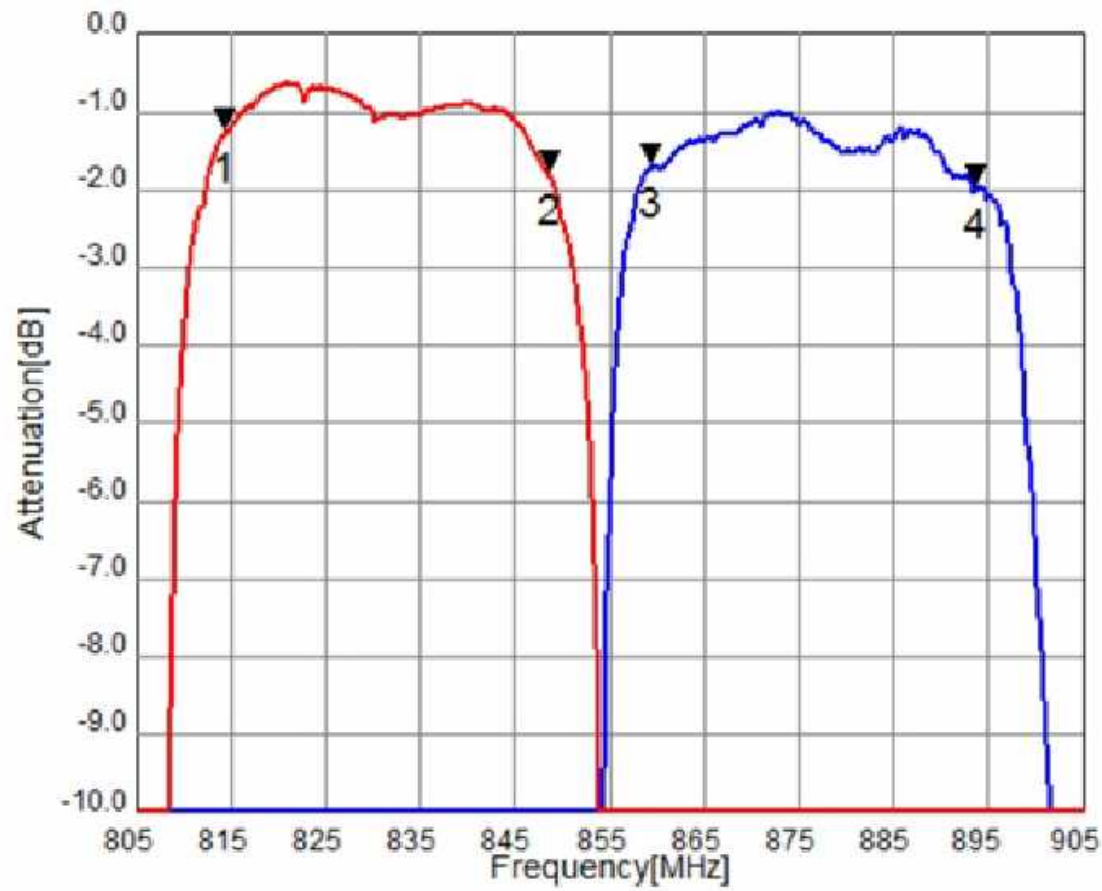
Mk1: 814.2MHz
M1 S21=-59.660dB

Mk2: 848.6MHz
M1 S21=-60.333dB

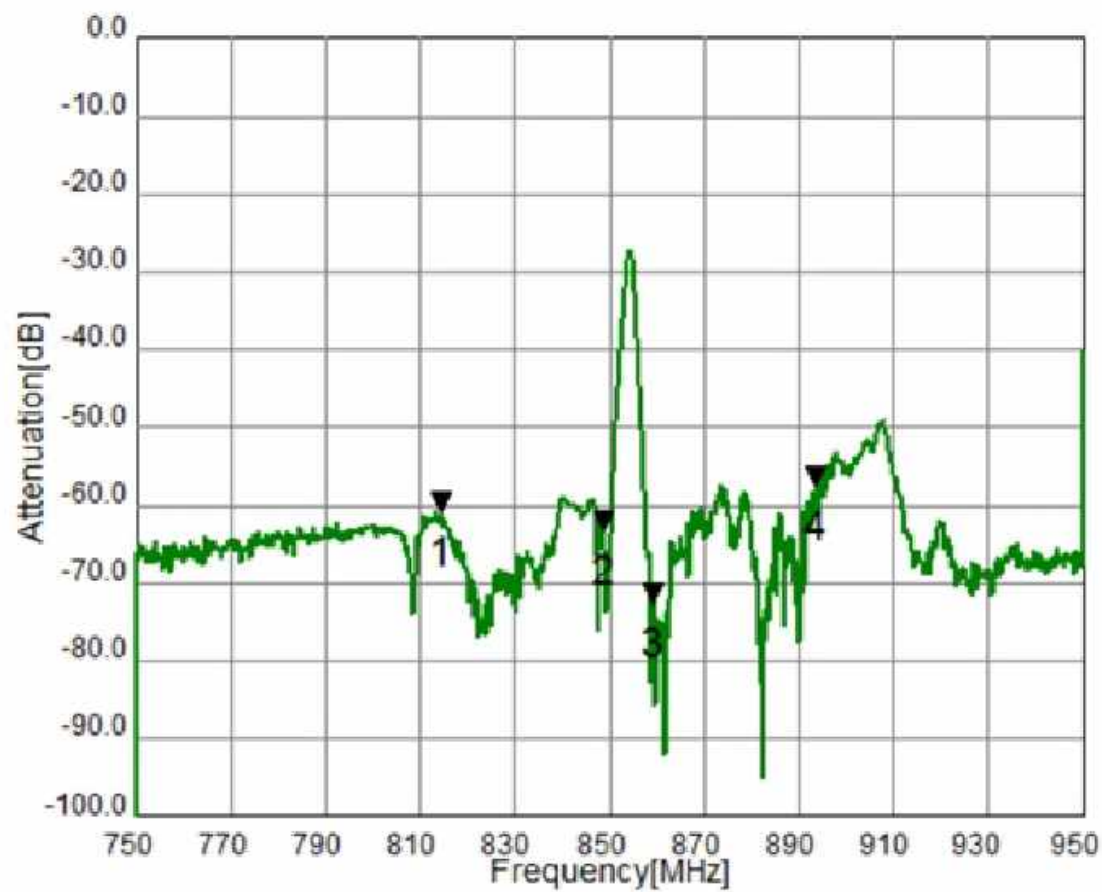
Mk3: 859.2MHz
M1 S21=-1.746dB

Mk4: 893.8MHz
M1 S21=-2.000dB

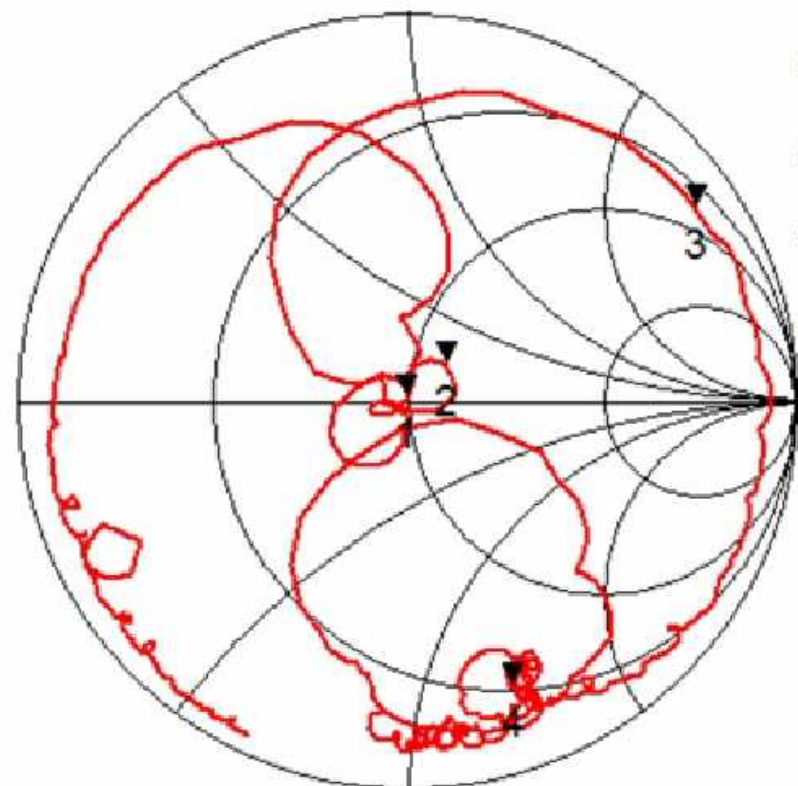
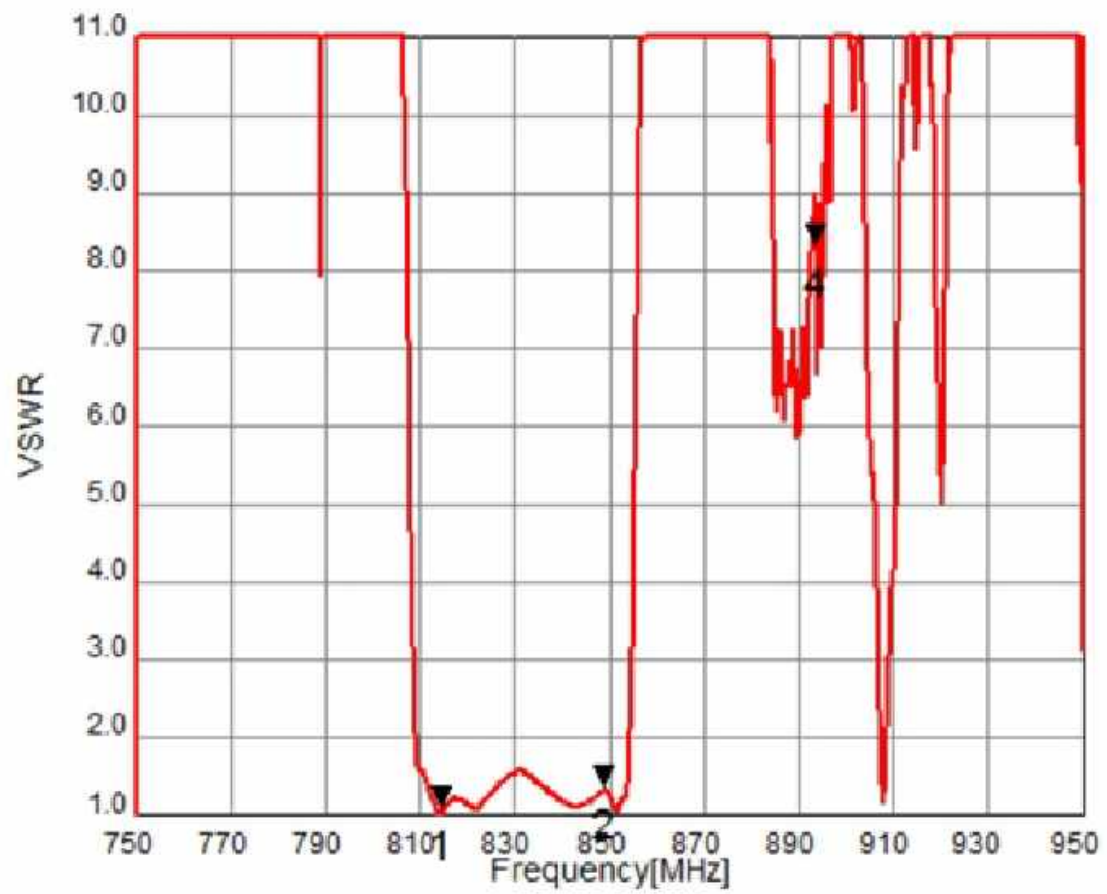
Tx to Ant, Ant to Rx



Tx to Rx Isolation

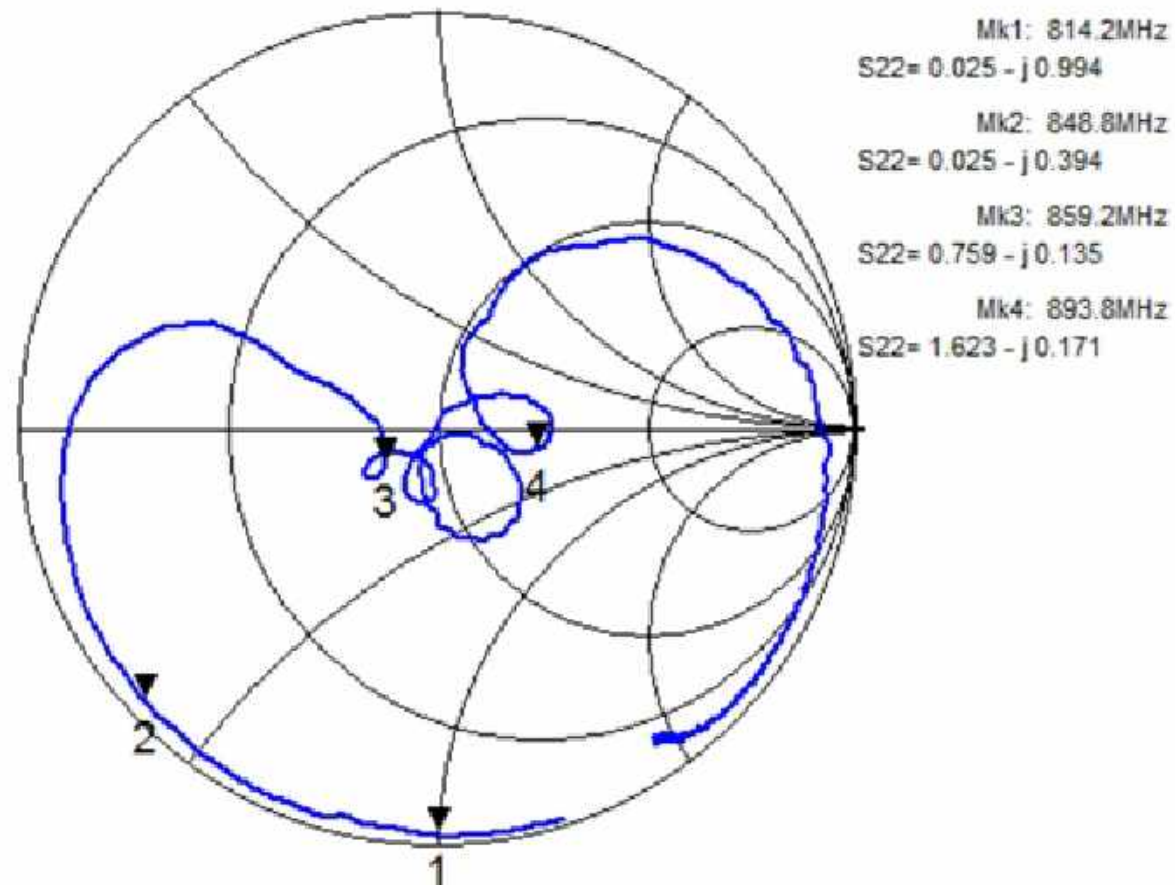
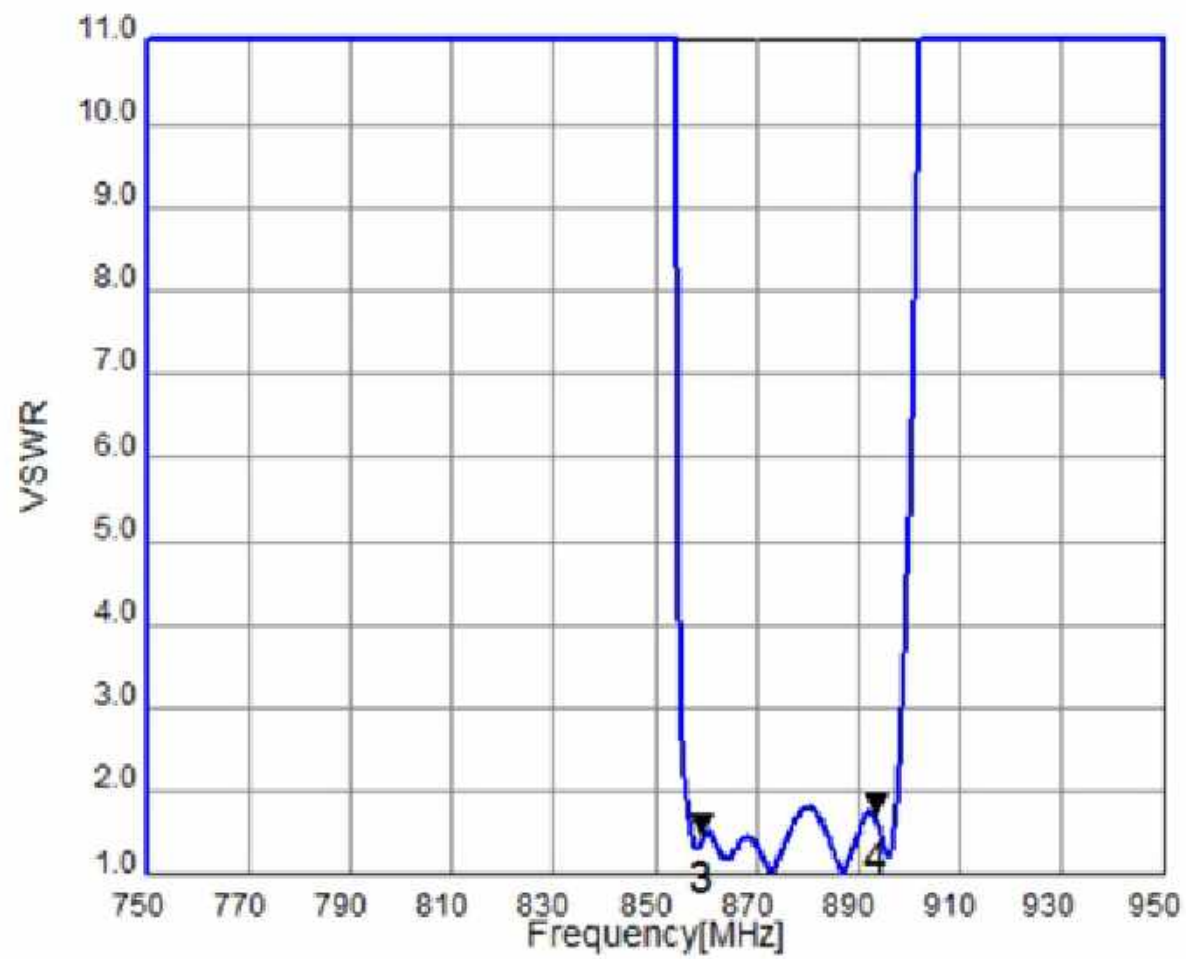


Tx Port

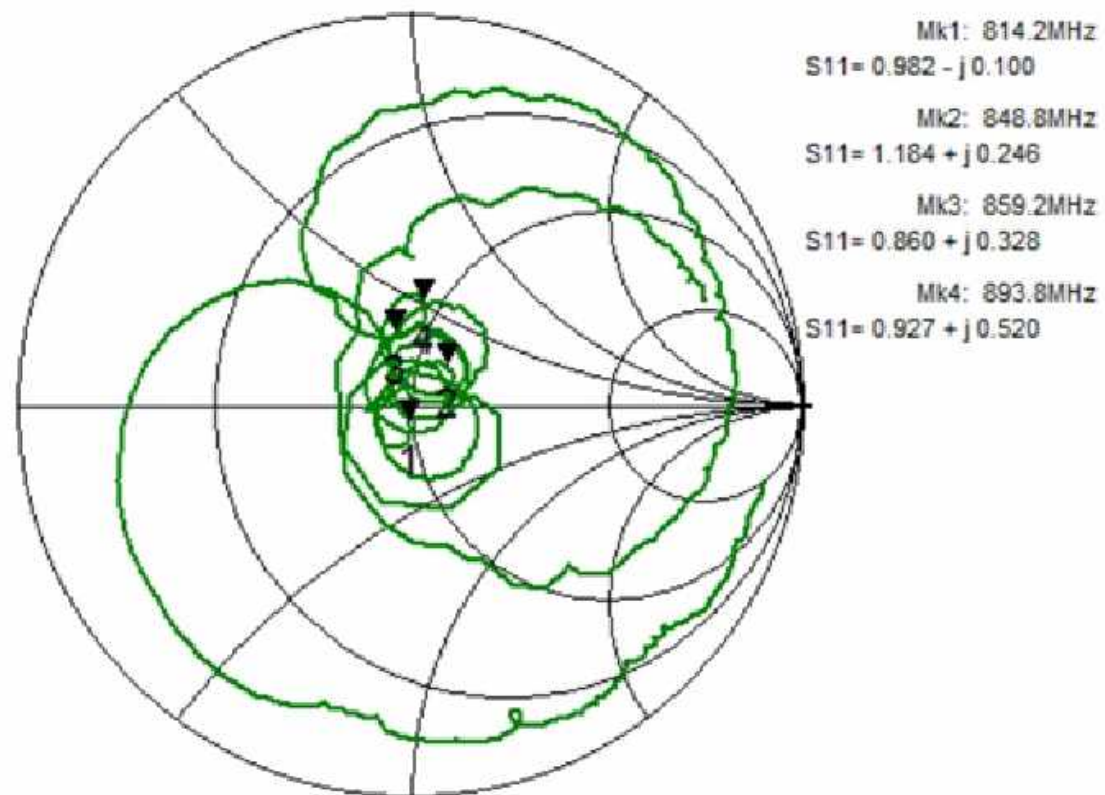
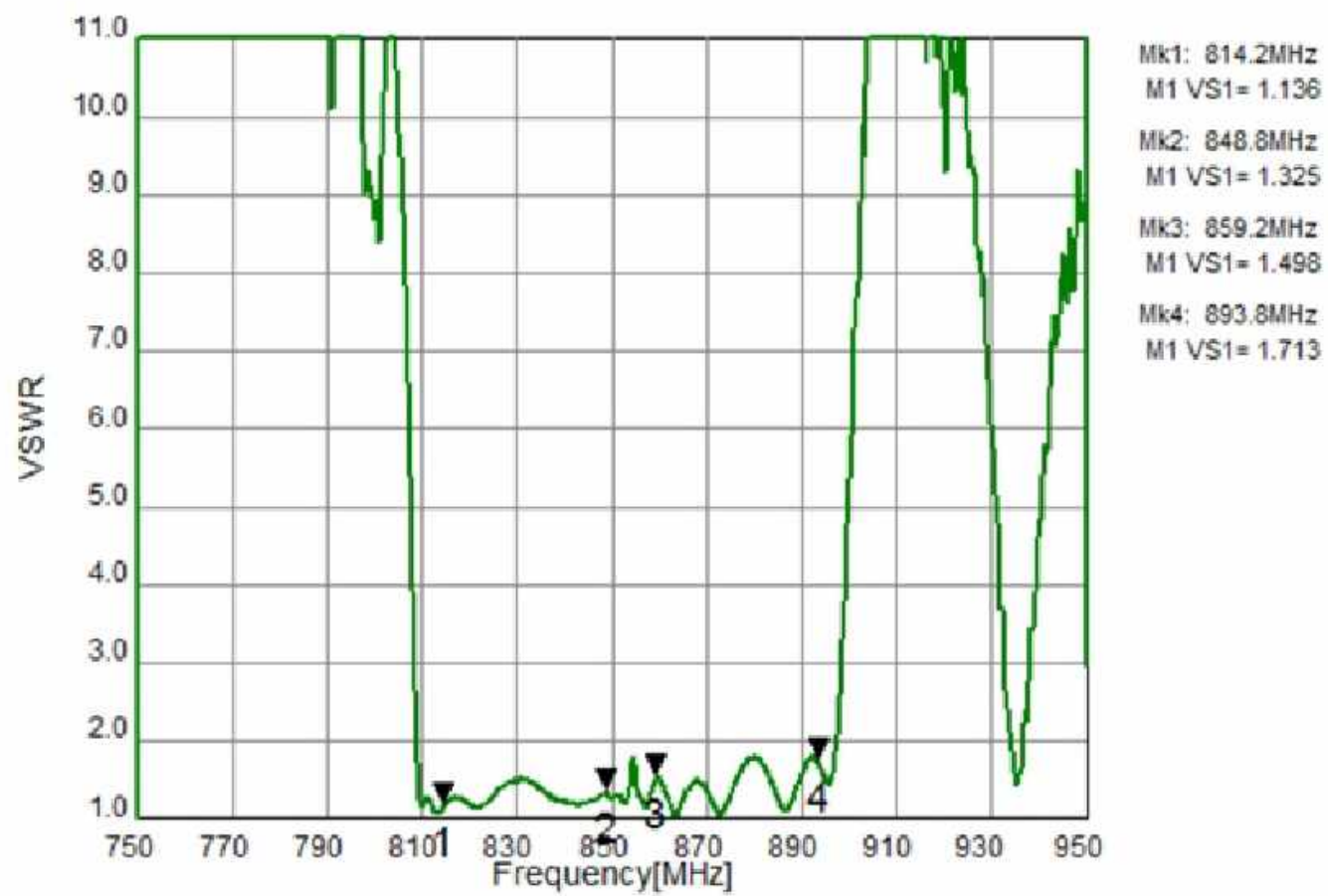


Marker	Frequency [MHz]	S33
Mk1	814.2	$0.985 + j0.023$
Mk2	848.8	$1.197 + j0.229$
Mk3	859.2	$0.650 + j3.161$
Mk4	893.8	$0.354 - j1.366$

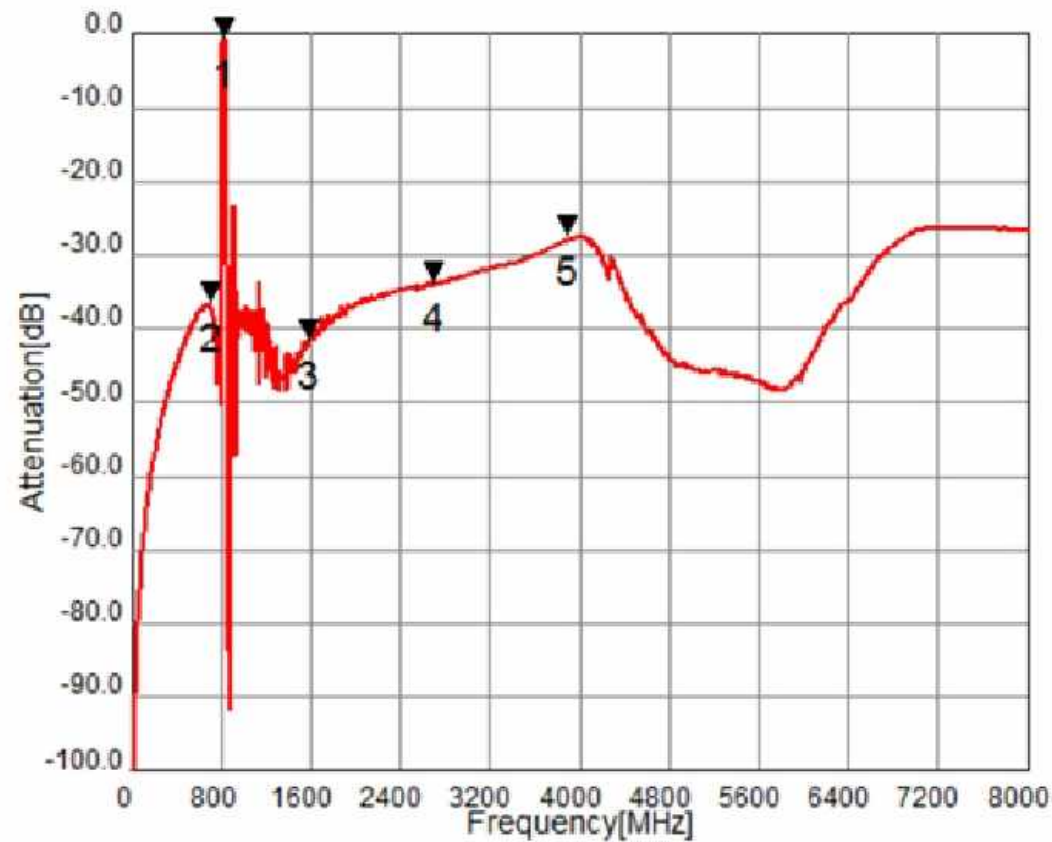
Rx Port



Ant Port



Tx to Ant (Wide Span)



Mk1: 831.5MHz
M1 S31=-1.052dB

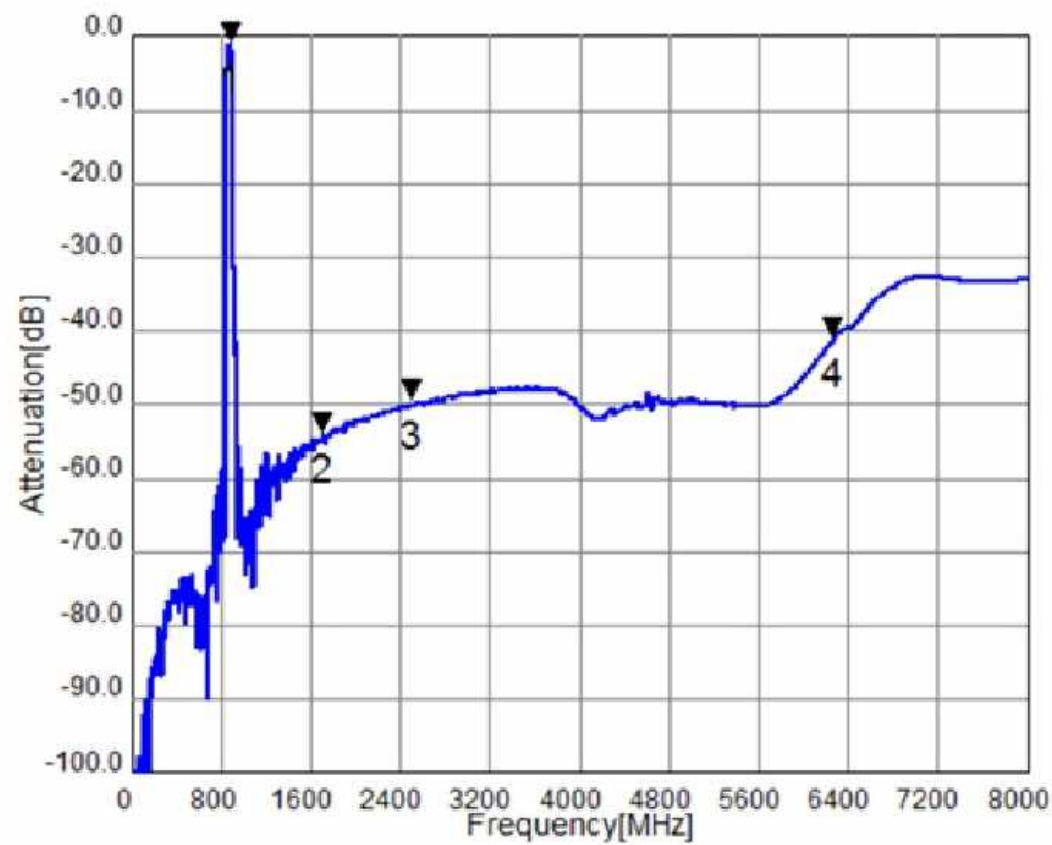
Mk2: 701.0MHz
M1 S31=-36.912dB

Mk3: 1575.0MHz
M1 S31=-42.167dB

Mk4: 2690.0MHz
M1 S31=-34.159dB

Mk5: 3900.0MHz
M1 S31=-27.871dB

Ant to Rx (Wide Span)



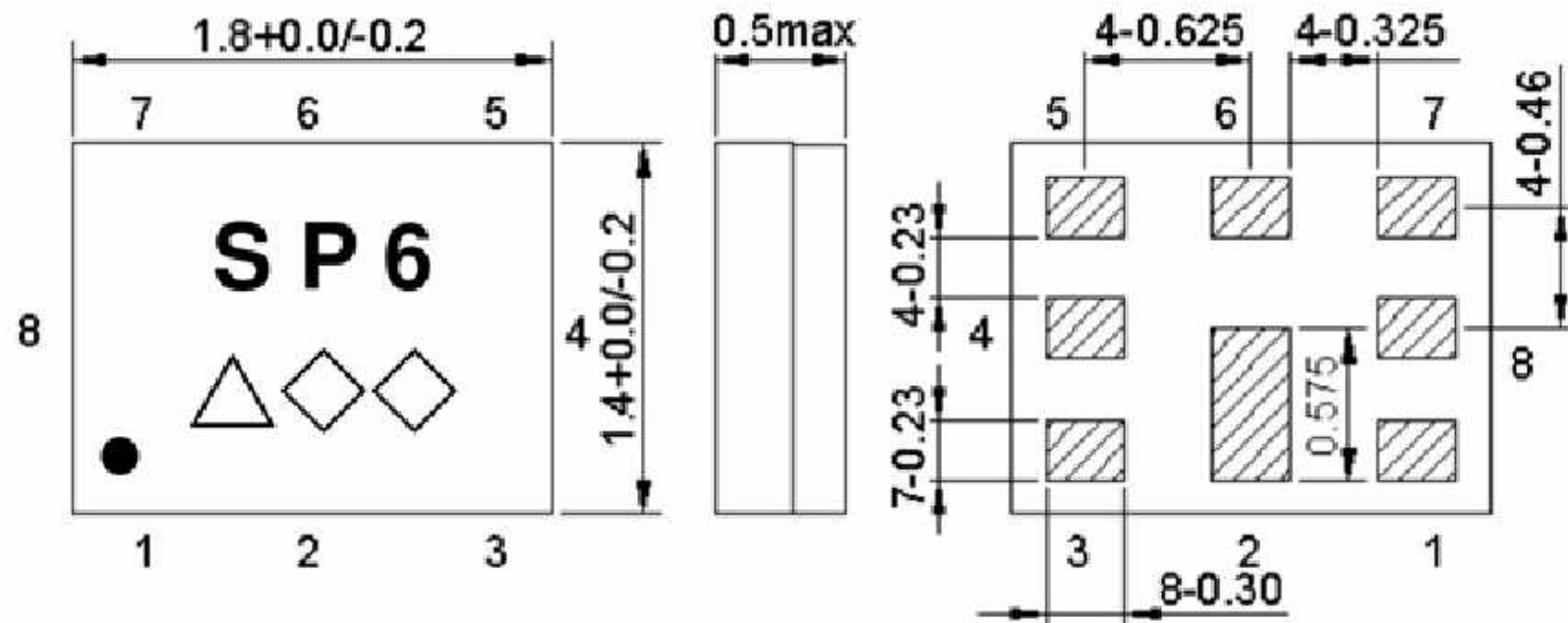
Mk1: 876.5MHz
M1 S21=-1.234dB

Mk2: 1710.0MHz
M1 S21=-54.509dB

Mk3: 2500.0MHz
M1 S21=-49.990dB

Mk4: 6258.0MHz
M1 S21=-41.432dB

**E.OUTLINE DRAWIN:
(Mass Production)**



Marking name : **SP6**

△: Date code(2016 May → s ,....., 2019 Dec→m.)

◇◇: Lot Code.

Product Date Code. Follow below table.

Not Specified Tolerance : ± 0.05 mm

Coplanarity : 0.1 mm max.

1 to 8 : Pin No.

Unit : mm

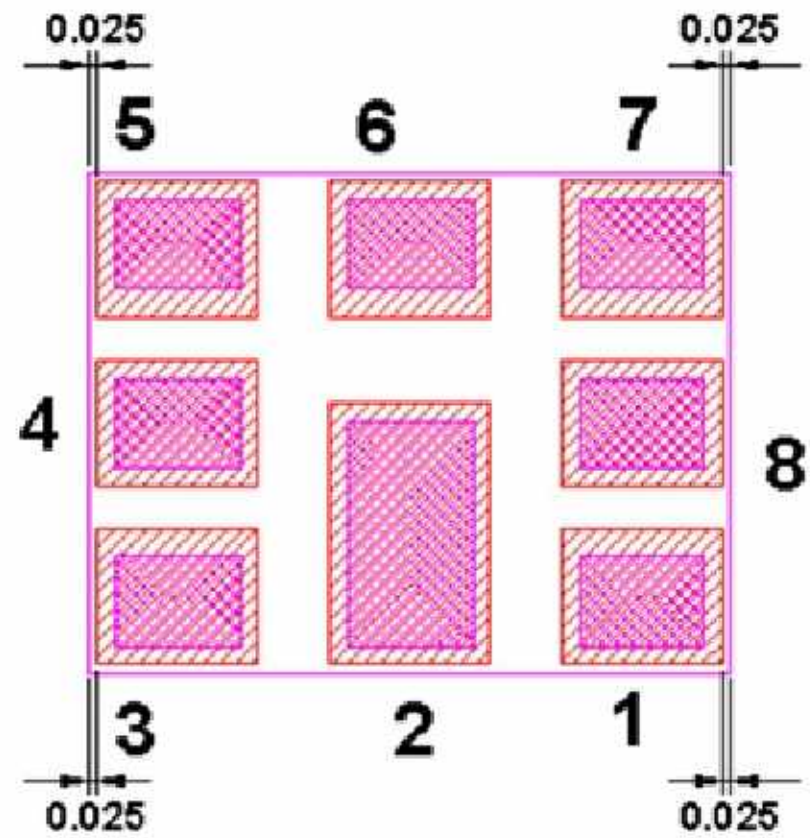
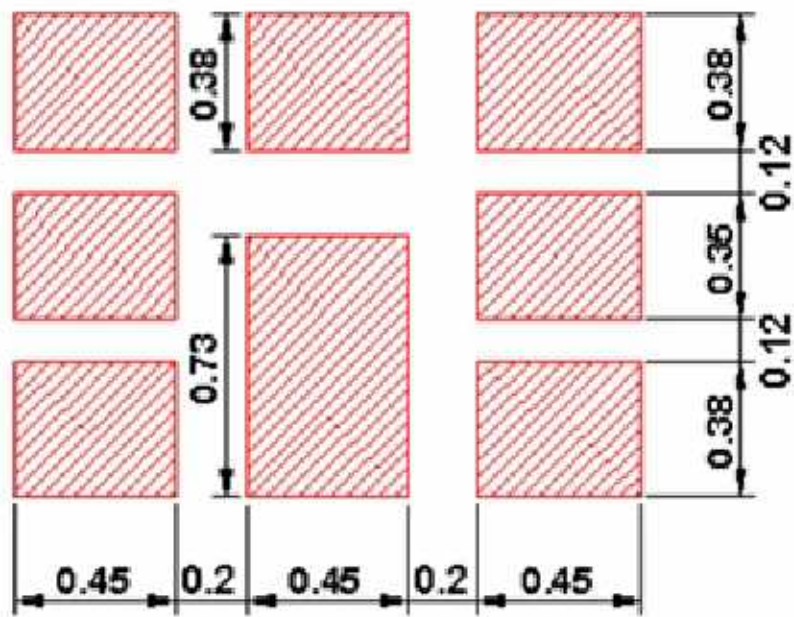
Year	Jan	Feb	Mar	Apr	May	Jun	Jul	Aug	Sep	Oct	Nov	Dec
2016	n	p	q	r	s	t	u	v	w	x	y	z
2017	A	B	C	D	E	F	G	H	J	K	L	M
2018	N	P	Q	R	S	T	U	V	W	X	Y	Z
2019	a	b	c	d	e	f	g	h	j	k	l	m

Pin assignment

Pin No.	Pin name	Description
1	Rx	Receiver
2	GND	Ground
3	Tx	Transmitter
4	GND	Ground
5	GND	Ground
6	Ant	Antenna
7	GND	Ground
8	GND	Ground

Figure 1. Dimensions and Pin assignment

F . FOOTPRINT:

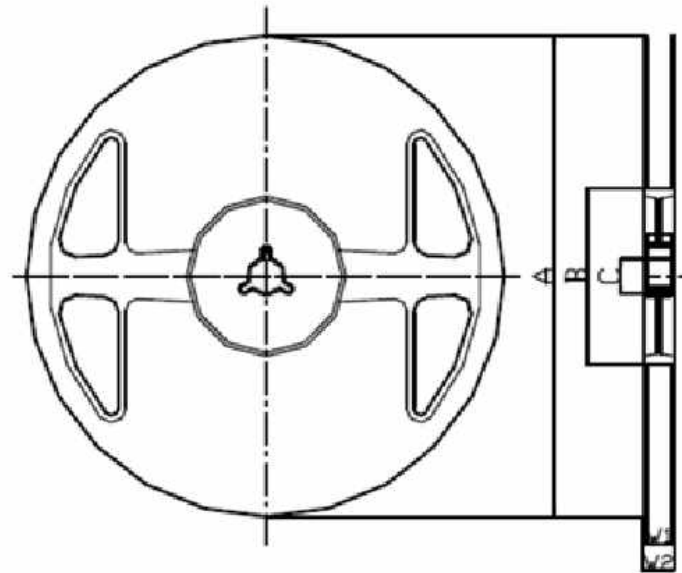


-  :Pad pattern
-  :Resist pattern

G. PACKING:

1. REEL DIMENSION

(Please refer to FR-75D10 for packing quantity)



Materials of Reel

Material : Polystyrene + Carbon

Characteristics : Conforms to EIAJ-ET-7200A

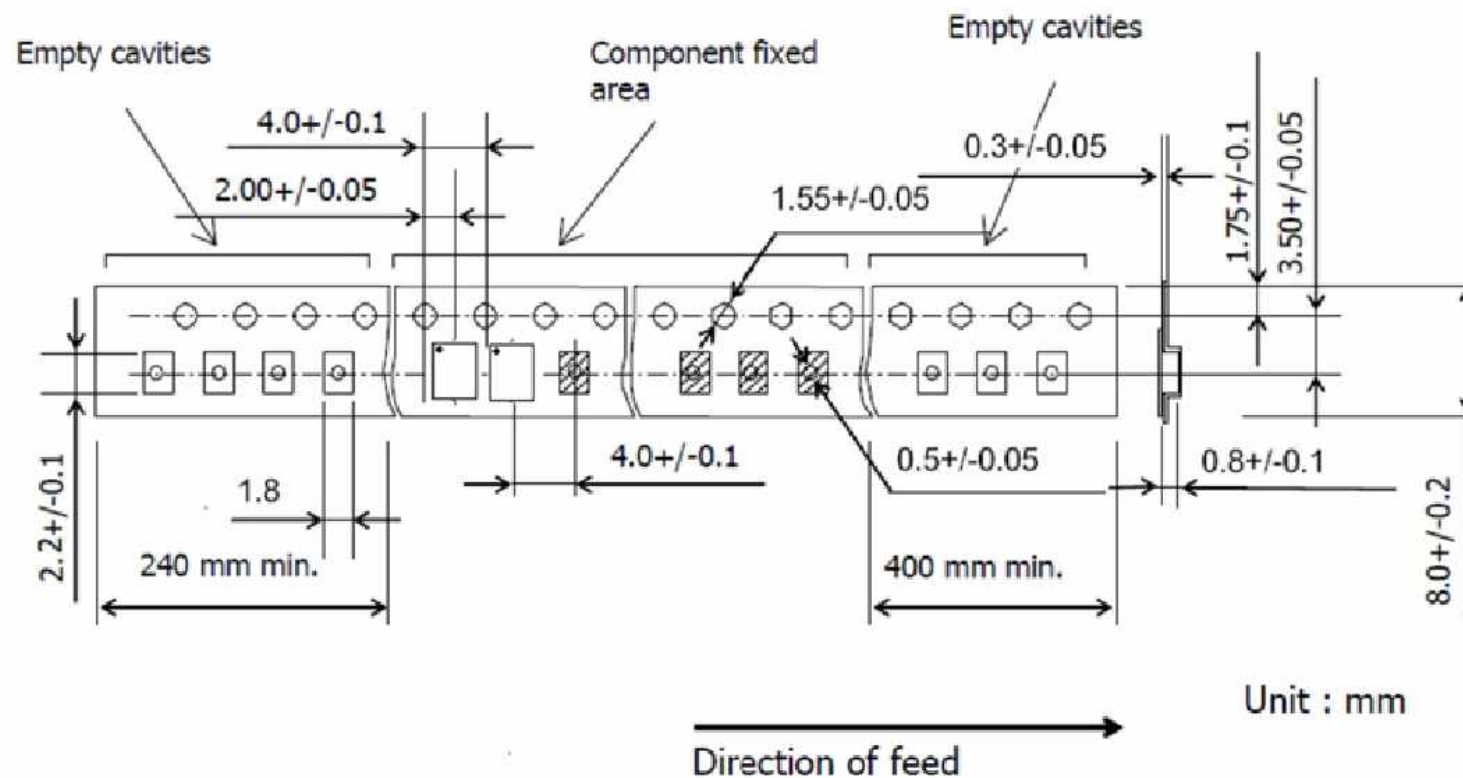
Color : Black

Surface resistance (reference value) : $10^9\Omega/\text{sq Max.}$

Unit : mm

Code	Quantity	A	B	C	W1	W2
Z	3,000 pcs	$\phi 180.0 +0.0/-1.5$	$\phi 66.0 +/-0.5$	$\phi 13.0 +/-0.2$	$9.0 +1.0/-0.0$	$11.4 +/-1.0$

2. TAPE DIMENSION



Unit : mm

H. RECOMMENDED REFLOW PROFILE :

1. Preheating shall be fixed at 150~180°C for 60~90 seconds.
2. Ascending time to preheating temperature 150°C shall be 30 seconds min.
3. Heating shall be fixed at 220°C for 50~80 seconds and at 245~260°C peak (min. 10sec).
4. Time : 2 times.

