

SAW Filter 589 MHz

MODEL NO.: TA2679A

REV. NO.:1

A. MAXIMUM RATING:

1. Input Power Level: 20 dB_m(CW for 70000hrs at 25°C)
2. DC voltage: 5 V
3. Operating Temperature: -40°C to +105°C
4. Storage Temperature: -40°C to +105°C
5. Moisture Sensitivity Level: Level 1(**MSL1**)

RoHS Compliant
Lead-free soldering

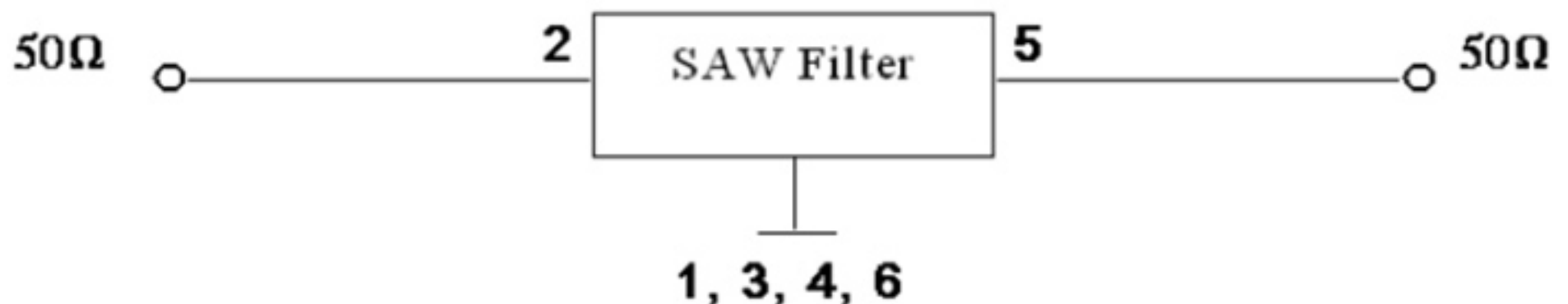
Electrostatic Sensitive Device (**ESD**)

B. ELECTRICAL CHARACTERISTICS:

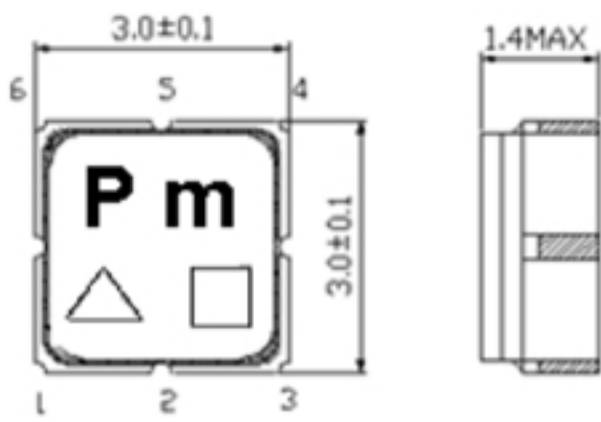
Item	Unit	min	type	Max	
Center Frequency F_c	MHz		589		
Insertion Loss 572~606MHz (0°C to +50°C)	dB		2.6	3.5	
Insertion Loss 572~606MHz (-40°C to +105°C)	dB		2.6	6.5	
Return Loss 572~606MHz (0°C to +50°C)	dB	12	15		
Pass band 572~606MHz	MHz	34	40		
Attenuation (Reference level from 0dB)					
10~400 MHz	dB	50	62		
400~500 MHz	dB	45	57		
680~950 MHz	dB	42	46		
950~1180 MHz	dB	42	49		
Temperature Coefficient of Frequency	ppm/°C	-75 typ			

C. MEASUREMENT CIRCUIT:

HP Network analyzer

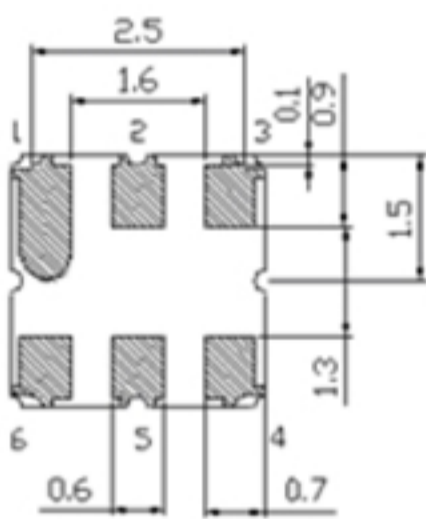


D. OUTLINE DRAWING:



Unit : mm

Not Specified Tolerance : +/-0.15 mm



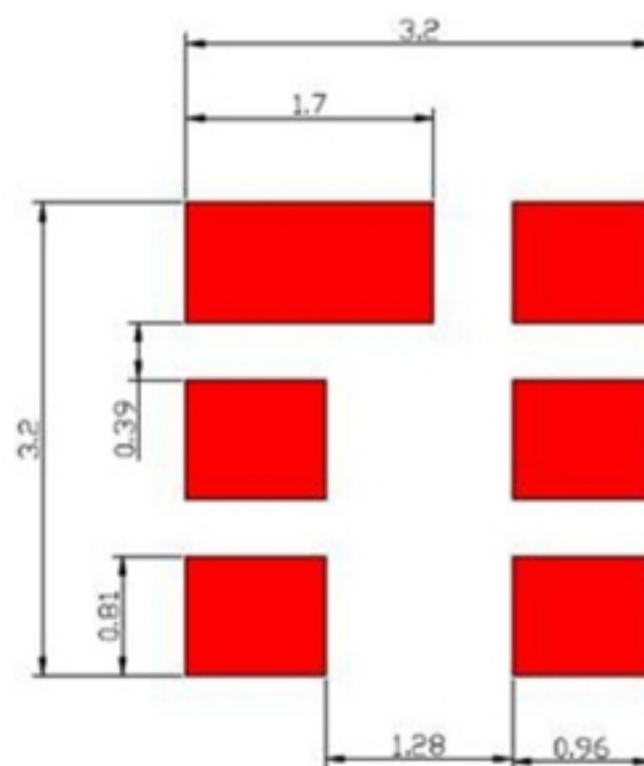
Pin No.	Symbol	Function
1	GND	Ground
2	IN	Input
3	GND	Ground
4	GND	Ground
5	OUT	Output
6	GND	Ground

△ : Year Code (2009->9, 2010->0, ..., 2018->8)

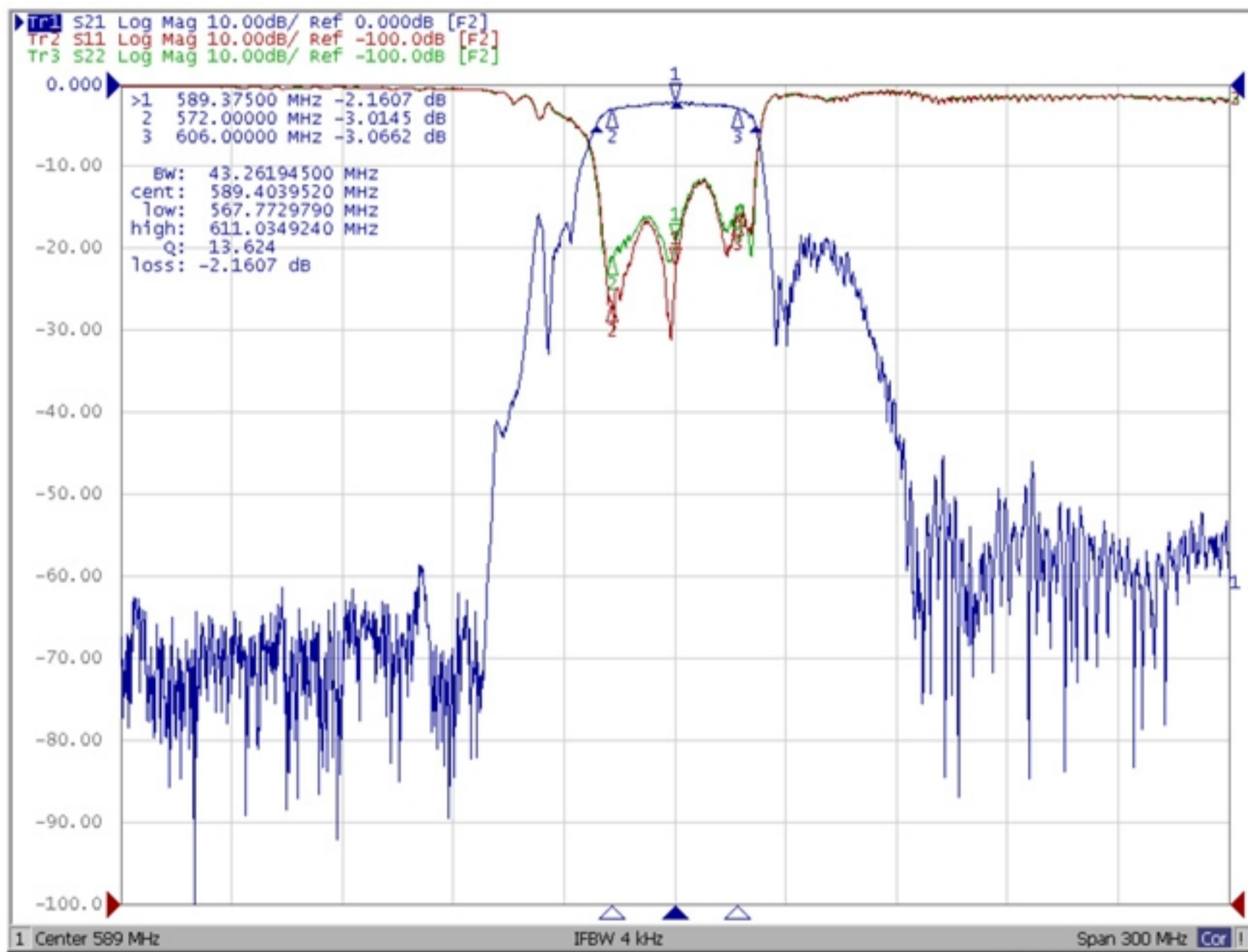
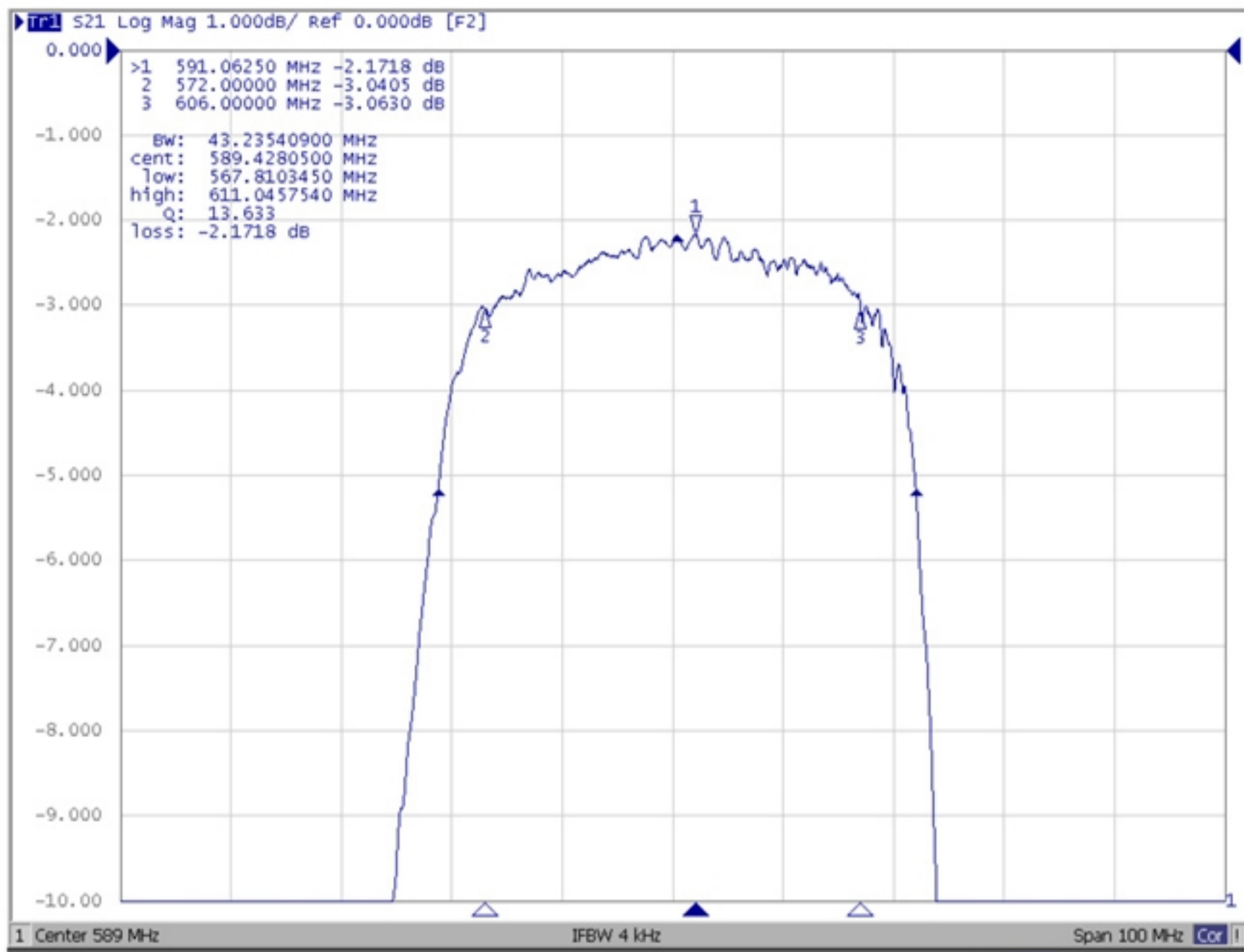
□ : Date Code (Follow the table from planner each year)

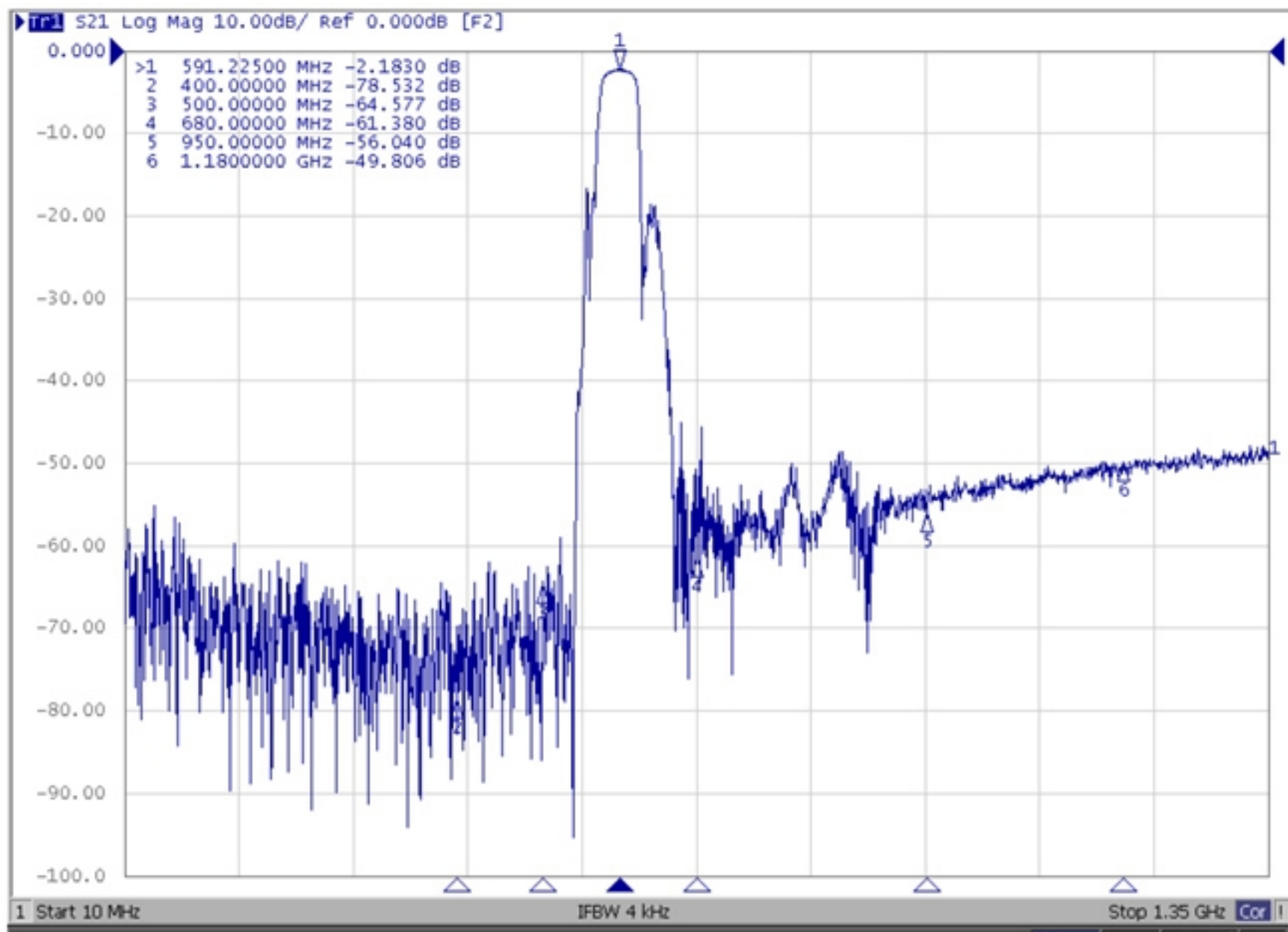
WK01	WK02	WK03	WK04	WK05	WK06	WK07	WK08	WK09	WK10	WK11	WK12	WK13
A	B	C	D	E	F	G	H	I	J	K	L	M
WK14	WK15	WK16	WK17	WK18	WK19	WK20	WK21	WK22	WK23	WK24	WK25	WK26
N	O	P	Q	R	S	T	U	V	W	X	Y	Z
WK27	WK28	WK29	WK30	WK31	WK32	WK33	WK34	WK35	WK36	WK37	WK38	WK39
a	b	c	d	e	f	g	h	i	j	k	l	m
WK40	WK41	WK42	WK43	WK44	WK45	WK46	WK47	WK48	WK49	WK50	WK51	WK52
n	o	p	q	r	s	t	u	v	w	x	y	z

E. PCB Footprint:



F. Frequency Characteristics:





G. PACKING: (Ref. WI-75M03)

1. REEL DIMENSION

(Please refer to FR-75D10 for packing quantity)

