

SAW Filter 1056 MHz

MODEL NO.: TA1014B

REV. NO.:1

A. MAXIMUM RATING:

1. Input Power Level: 10 dBm
2. DC Voltage : 0 V
3. Operating Temperature: -55 °C to +100 °C
4. Storage Temperature: -55 °C to +105 °C
5. Moisture Sensitivity Level: Level 1(**MSL1**)

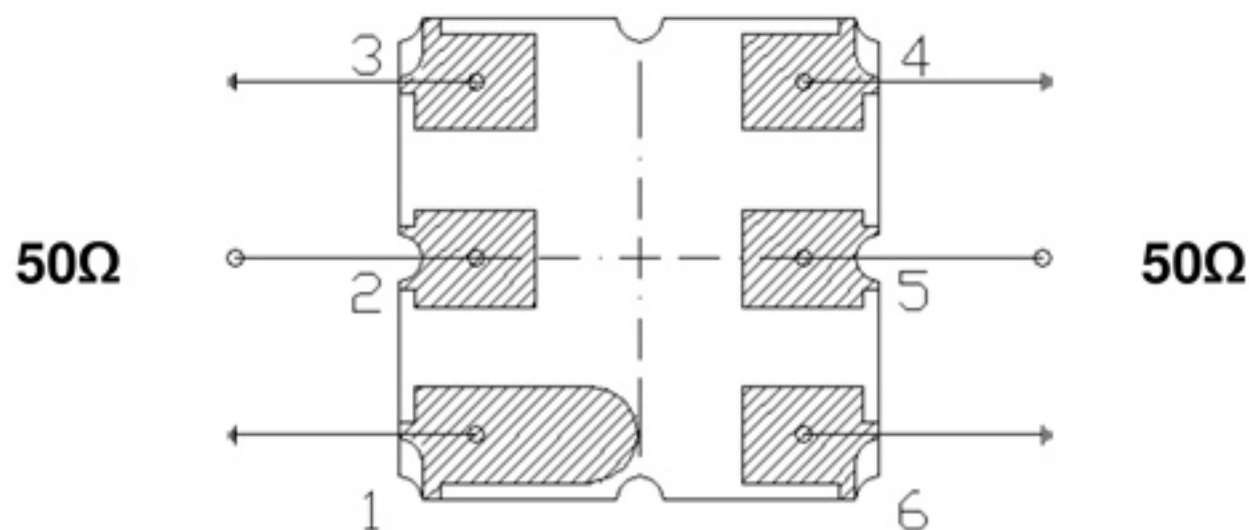
RoHS Compliant
Lead free
Lead-free soldering

Electrostatic Sensitive Device (**ESD**)

B. ELECTRICAL CHARACTERISTICS:

Item	Unit	Min.	Typ.	Max.
Center frequency Fc	MHz	-	1056	-
Insertion Loss (1041~1071 MHz) IL	dB	-	2.6	3.8
Amplitude Ripple (1041~1071 MHz)	dB	-	0.8	2.0
VSWR (1041~1071 MHz)	-	-	1.9	2.4
Attenuation (Reference level from 0 dB)				
Fc-50 MHz	dB	36	42	-
Fc+50 MHz	dB	22	34	-
Fc+90 MHz	dB	38	46	-
Temperature Coefficient of Frequency	ppm/°C	-	-36	-

C. MEASUREMENT CIRCUIT:

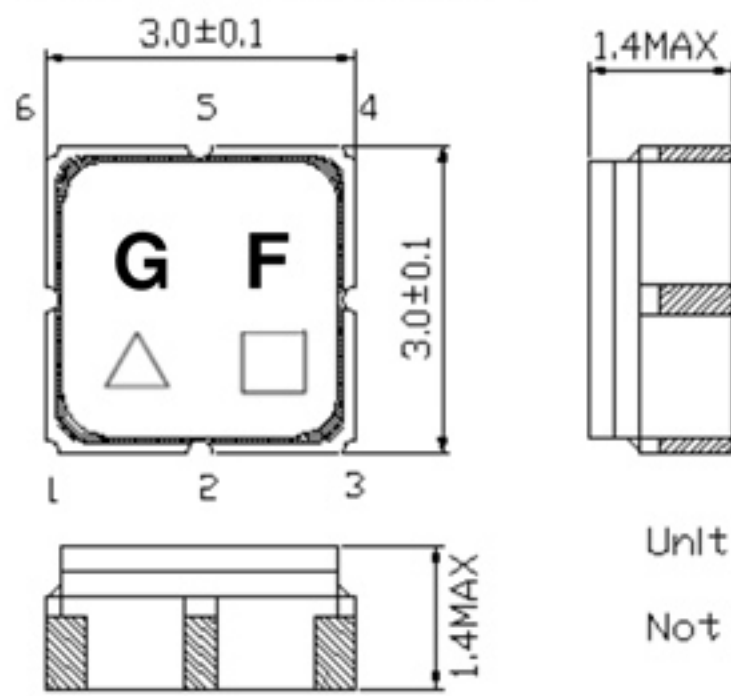


(2): Unbalance Port

(5): Unbalance Port

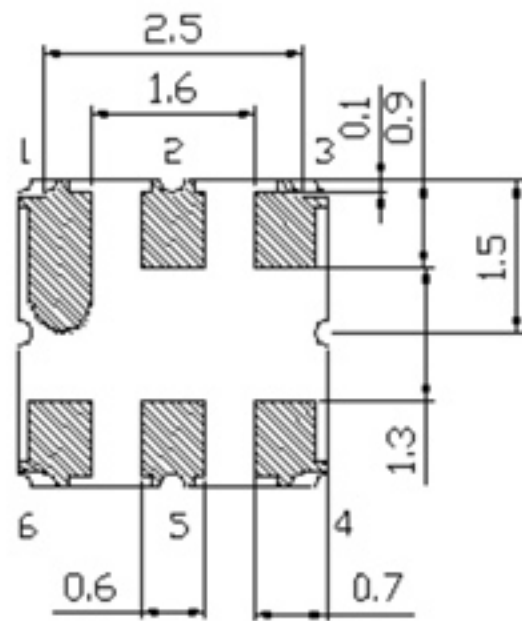
Others: Ground

D. OUTLINE DRAWING:



Unit : mm

Not Specified Tolerance : +/-0.15 mm



Pin No.	Symbol	Function
1	GND	Ground
2	IN	Input
3	GND	Ground
4	GND	Ground
5	OUT	Output
6	GND	Ground

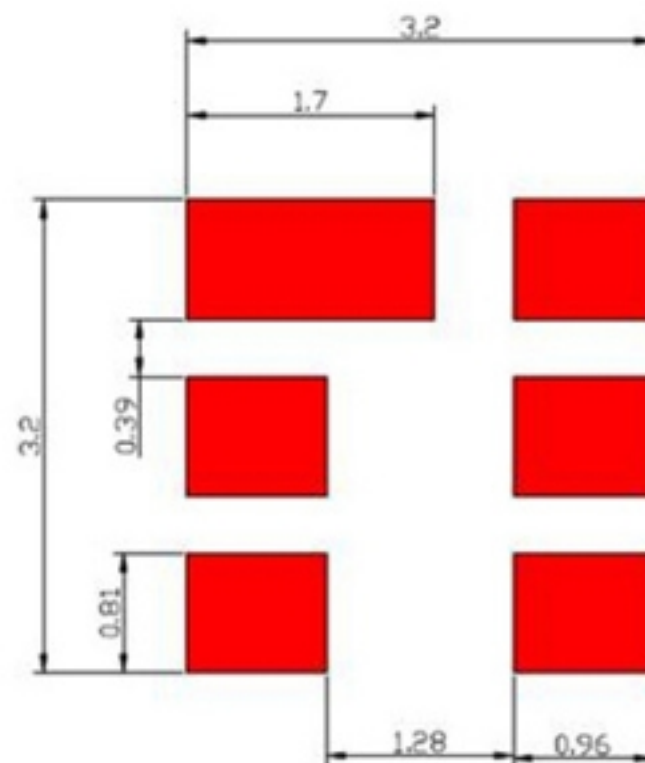
△ : Year Code (2011->1, 2012->2, ..., 2019->9, 2020->0)

□ : Date Code

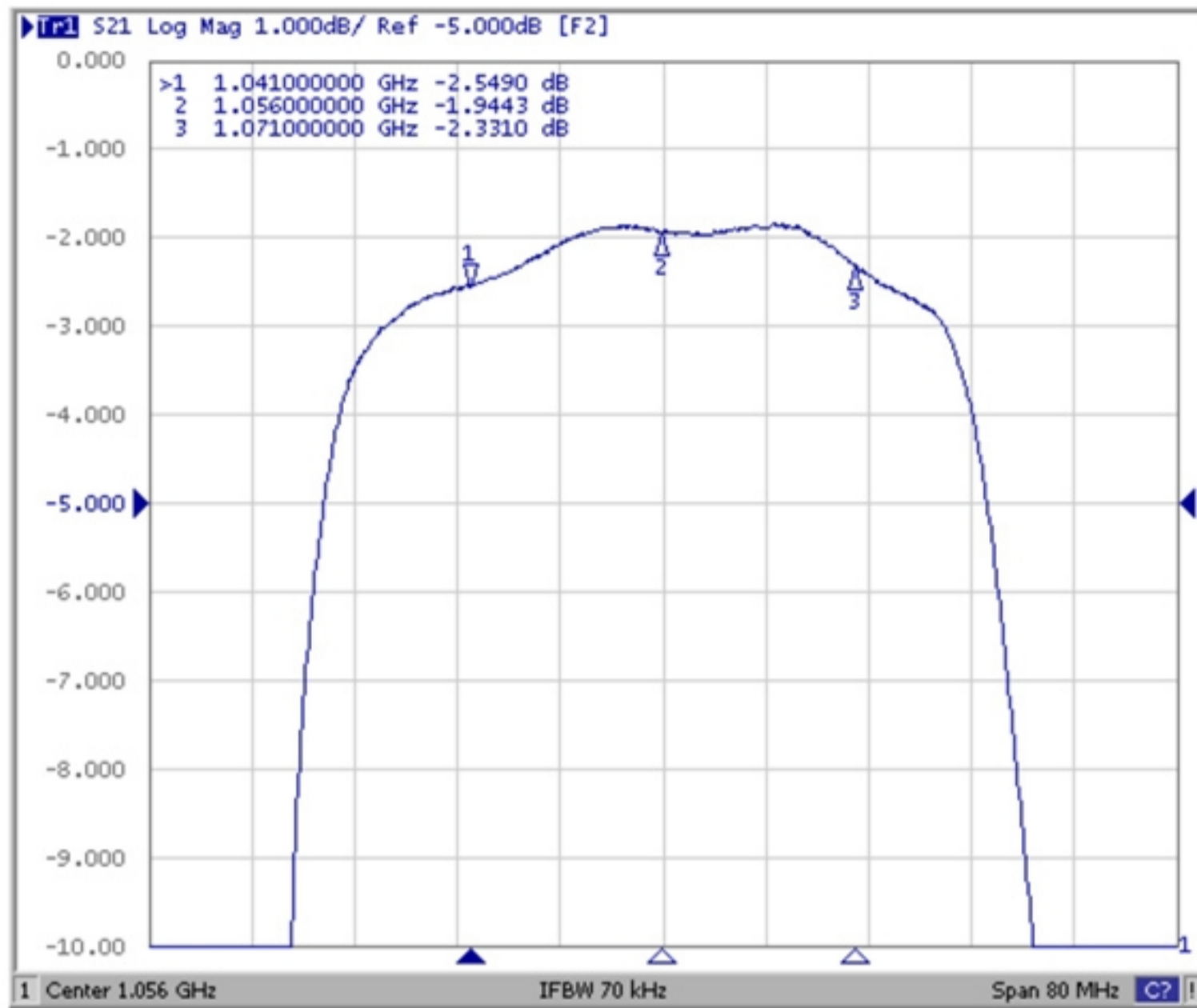
Date Code Table:

WK01	WK02	WK03	WK04	WK05	WK06	WK07	WK08	WK09	WK10	WK11	WK12	WK13
A	B	C	D	E	F	G	H	I	J	K	L	M
WK14	WK15	WK16	WK17	WK18	WK19	WK20	WK21	WK22	WK23	WK24	WK25	WK26
N	O	P	Q	R	S	T	U	V	W	X	Y	Z
WK27	WK28	WK29	WK30	WK31	WK32	WK33	WK34	WK35	WK36	WK37	WK38	WK39
a	b	c	d	e	f	g	h	i	j	k	l	m
WK40	WK41	WK42	WK43	WK44	WK45	WK46	WK47	WK48	WK49	WK50	WK51	WK52
n	o	p	q	r	s	t	u	v	w	x	y	z

E. PCB Footprint:



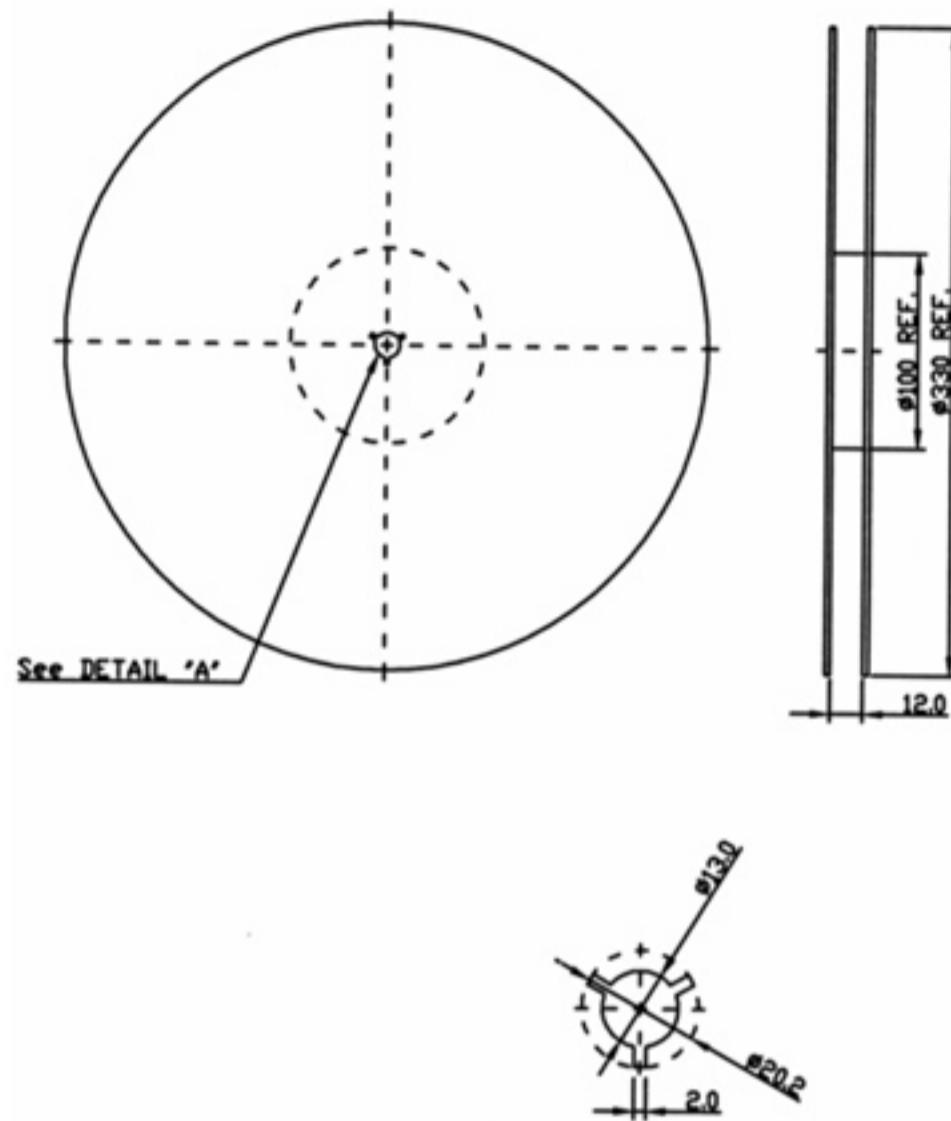
F. Frequency Characteristics:



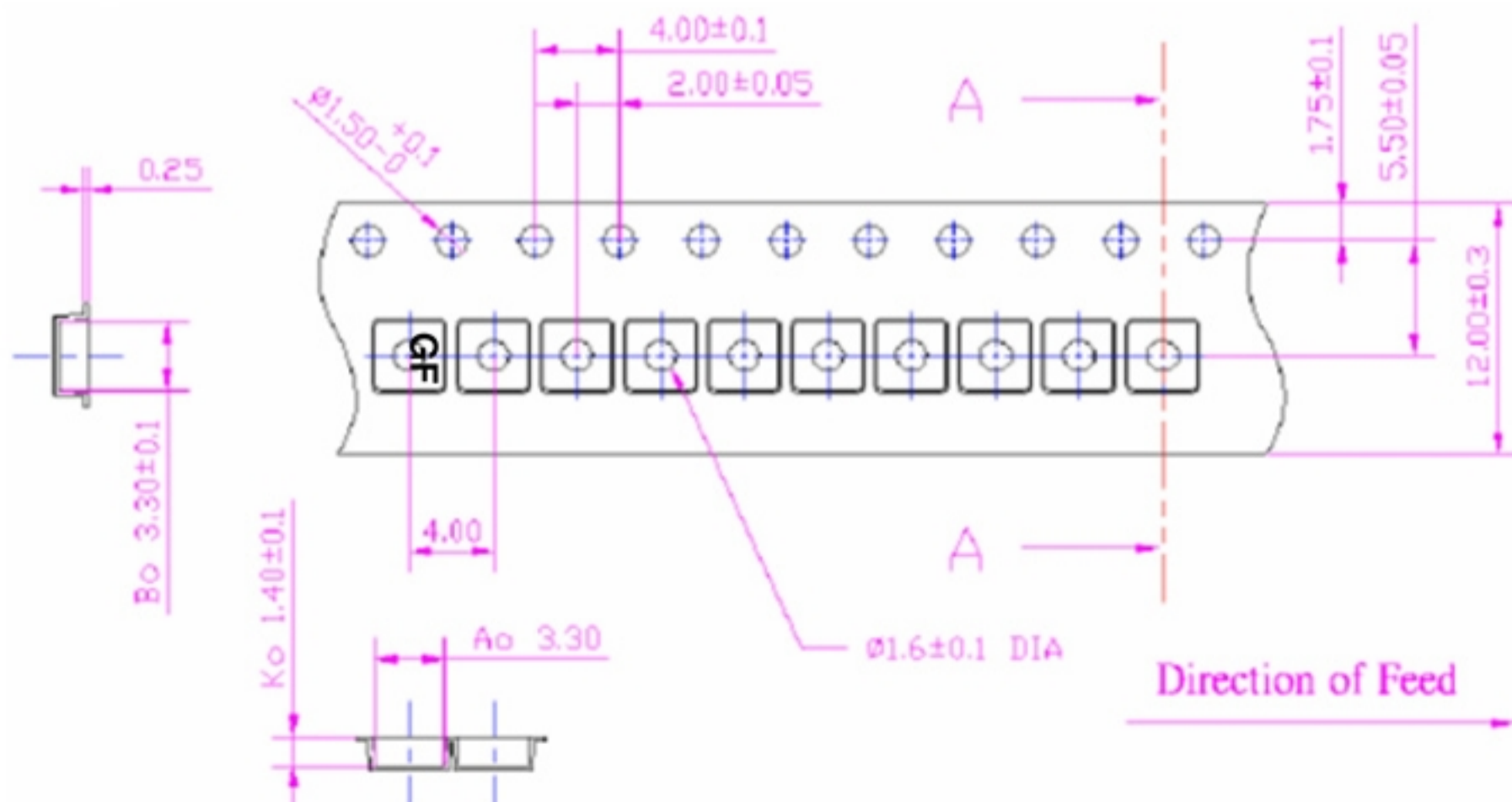
G. PACKING: (Ref. WI-75M03)

1. REEL DIMENSION

(Please refer to FR-75D10 for packing quantity)



2. TAPE DIMENSION



H. Recommended Reflow Profile:

1. Preheating shall be fixed at 150~180°C for 60~90 seconds.
2. Ascending time to preheating temperature 150°C shall be 30 seconds min.
3. Heating shall be fixed at 220°C for 50~80 seconds and at 260°C +0/-5°C peak (20~40sec).
4. Time: 2 times.

