



TAI-SAW TECHNOLOGY CO., LTD.

No. 3, Industrial 2nd Rd., Ping-Chen Industrial District,
Taoyuan, 324, Taiwan, R.O.C.

TEL: 886-3-4690038 FAX: 886-3-4697532

E-mail: tstsales@mail.taisaw.com Web: www.taisaw.com

Product Specifications Approval Sheet

Product Description: SAW Filter 2017.5 MHz SMD 1109(BW=15MHz)

TST Part No.: TA2667A

Customer Part No.: _____

Customer signature required
Company: _____
Division: _____
Approved by : _____
Date: _____

Checked by: _____ Anne Chen *Anne Chen*

Approved by: _____ Andy Yu *Andy Yu*

Date: _____ 2020 . 10. 13

1. Customer signed back is required before TST can proceed with sample build and receive orders.
2. Orders received without customer signed back will be regarded as agreement on the specifications.
3. Any specifications changes must be approved upon by both parties and a new revision of specifications shall be released to reflect the changes.



TAI-SAW TECHNOLOGY CO., LTD.

No. 3, Industrial 2nd Rd., Ping-Chen Industrial District,
Taoyuan, 324, Taiwan, R.O.C.

TEL: 886-3-4690038 FAX: 886-3-4697532

E-mail: tstsales@mail.taisaw.com Web: www.taisaw.com

SAW Filter 2017.5MHz SMD1.1x0.9mm (15MHz BW)

MODEL NO.:TA2667A

REV. NO.:1

A. MAXIMUM RATING:

1. Input Power Level : 15dBm
2. DC Voltage : 5V
3. Operating Temperature: -30 °C to +85 °C
4. Storage Temperature: -30 °C to +85 °C
5. Moisture Sensitivity Level: Level 1
- 6 .ESD 50V(MM) 100V(HBM)

RoHS Compliant

Lead-free soldering

Electrostatic Sensitive Device (ESD)

B. ELECTRICAL CHARACTERISTICS:

Terminating source impedance : $Z_s = 50 \Omega$ (Single-ended)

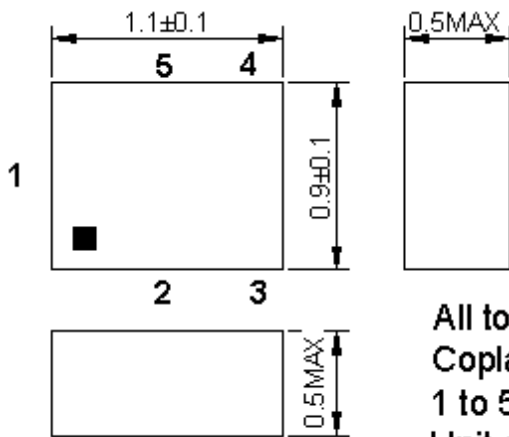
Terminating load impedance : $Z_L = 50 \Omega$ (Single-ended)

Item	Unit	Min.	Typ.	Max.	Note
Center Frequency F_c	MHz	-	2017.5		
Insertion Loss(*1) (2010 ~ 2025MHz) IL	dB(*1)	-	1.3	1.7	
Amplitude Ripple (2010 ~ 2025MHz)	dB	-	0.2	0.7	
VSWR(Input) (2010 ~ 2025MHz)			1.5	2.0	
VSWR(Output) (2010 ~ 2025MHz)			1.3	2.0	
Attenuation (reference level from 0 dB)					

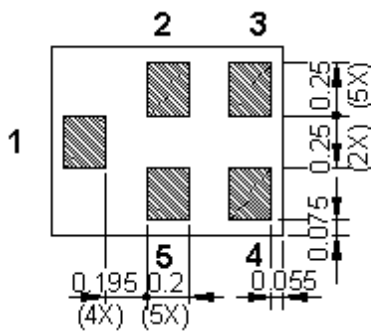
Attenuation (reference level from 0 dB)					
10~ 1925 MHz	dB	37	43	-	-
824 ~ 894 MHz	dB	40	45	-	
880 ~ 960 MHz	dB	40	45	-	
1710 ~ 1880 MHz	dB	41	44	-	
1880 ~ 1920 MHz	dB	42	46	-	
1920 ~ 1955 MHz	dB	42	50		
1955 ~ 1980 MHz	dB	18	39		
2050 ~ 2085 MHz	dB	2.5	4.2	-	
	dB	3.5	4.2	-	@+23 to +27°C
2085 ~ 2110 MHz	dB	37	51	-	
2110 ~ 2170 MHz	dB	40	52	-	
2300 ~ 2400 MHz	dB	33	45	-	
2400 ~ 2500 MHz	dB	36	45	-	
2496 ~ 2690 MHz	dB	41	45		
2555 ~ 2655 MHz	dB	42	45		
4020 ~ 4050 MHz	dB	30	52		
4900 ~ 5950 MHz	dB	32	55		

(*1) Specification of insertion loss excludes loss that comes from the test board.

C.OUTLINE DRAWING:



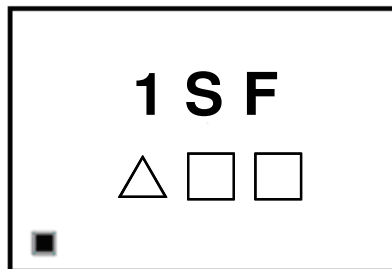
All tolerances are +/-0.05 mm unless otherwise specified
 Coplanarity : 0.1 mm max.
 1 to 5 : Pin No.
 Unit : mm



Pin Configuration

Pin No.	Symbol	Function
1	IN	Input
2	GND	Ground
3	GND	Ground
4	OUT	Output
5	GND	Ground

Top View (Mass Production)



Marking name : 1SF

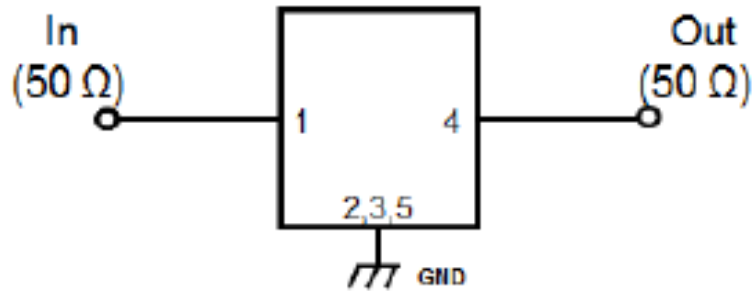
△ : Date Code

□ □ : Lot No. (Indicated by 0~9 or A to Z and a to z, except I, O, i, o and l)

Date Code. Follow below table. (4-year cycle)

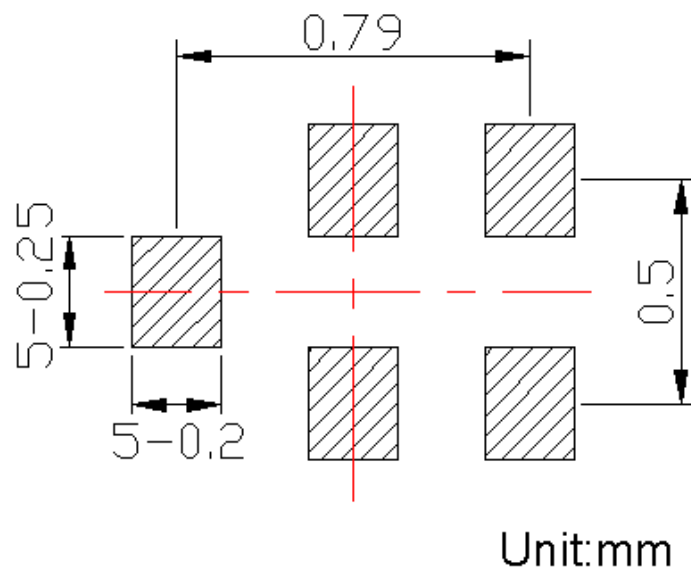
Year	Jan	Feb	Mar	Apr	May	Jun	Jul	Aug	Sep	Oct	Nov	Dec
2019 / 2023	a	b	c	d	e	f	g	h	j	k	l	m
2020 / 2024	n	p	q	r	s	t	u	v	w	x	y	z
2021 / 2025	A	B	C	D	E	F	G	H	J	K	L	M
2022 / 2026	N	P	Q	R	S	T	U	V	W	X	Y	Z

D.MEASUREMENT CIRCUIT:



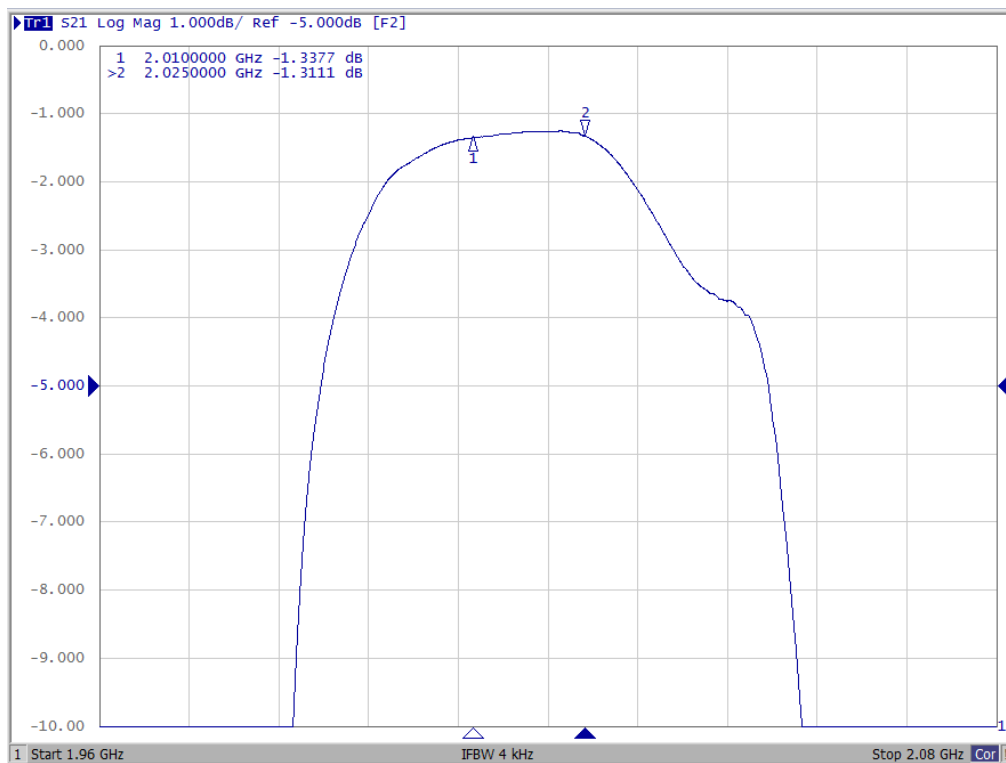
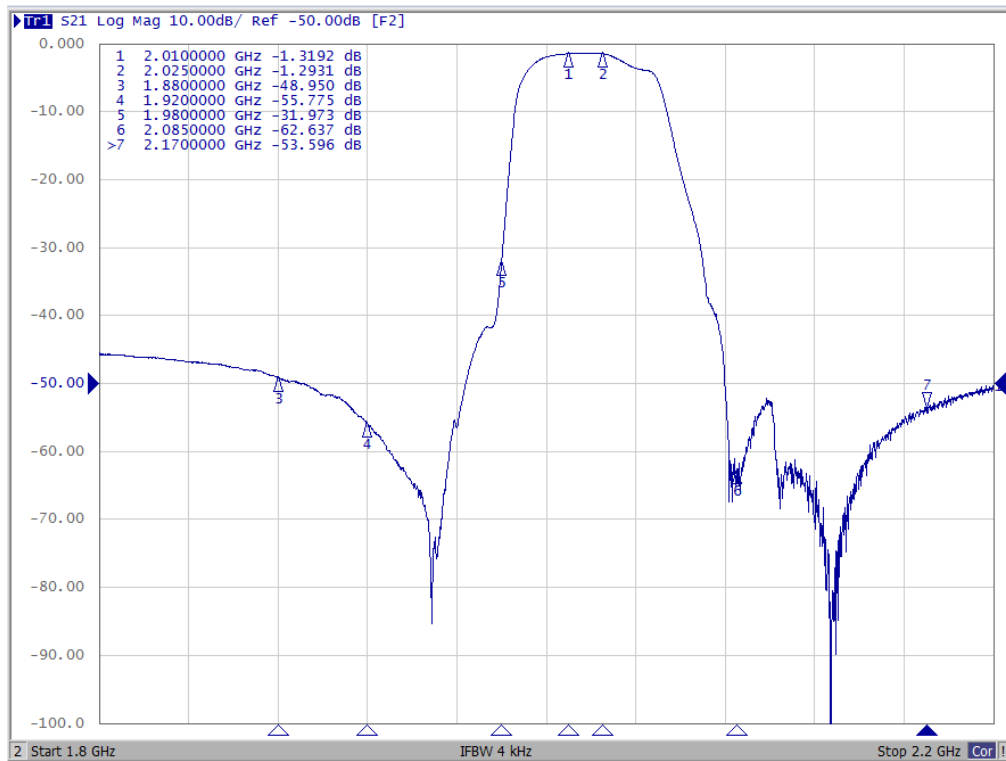
1~5: Pin No.

E.PCB Footprint :

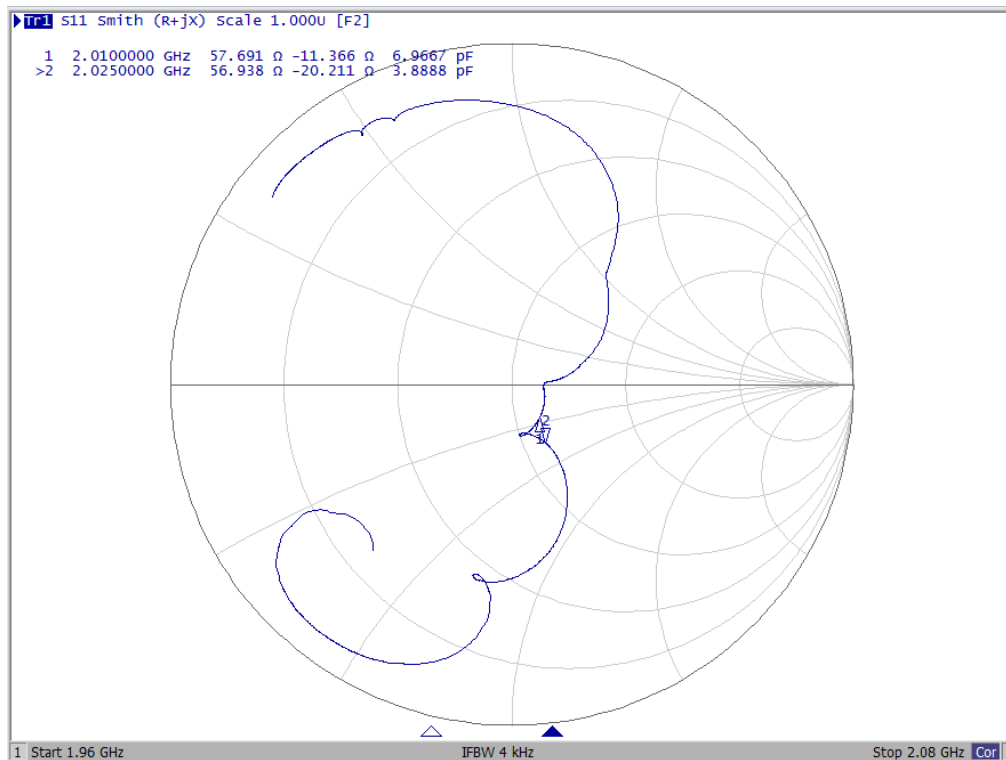
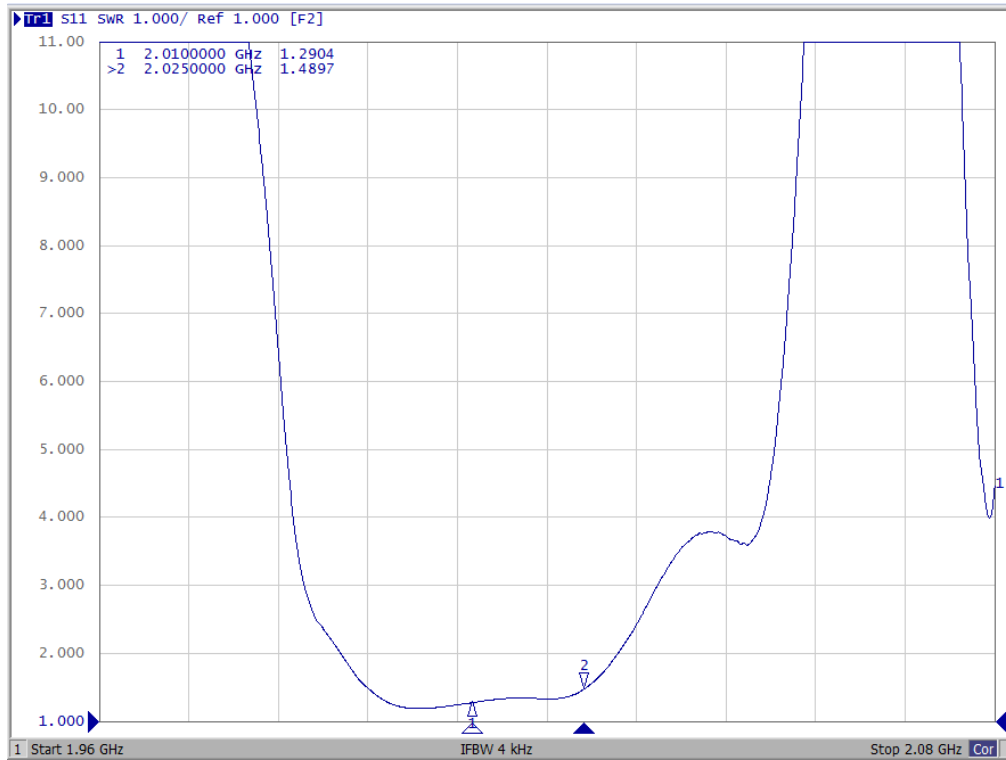


F.Frequency Characteristics

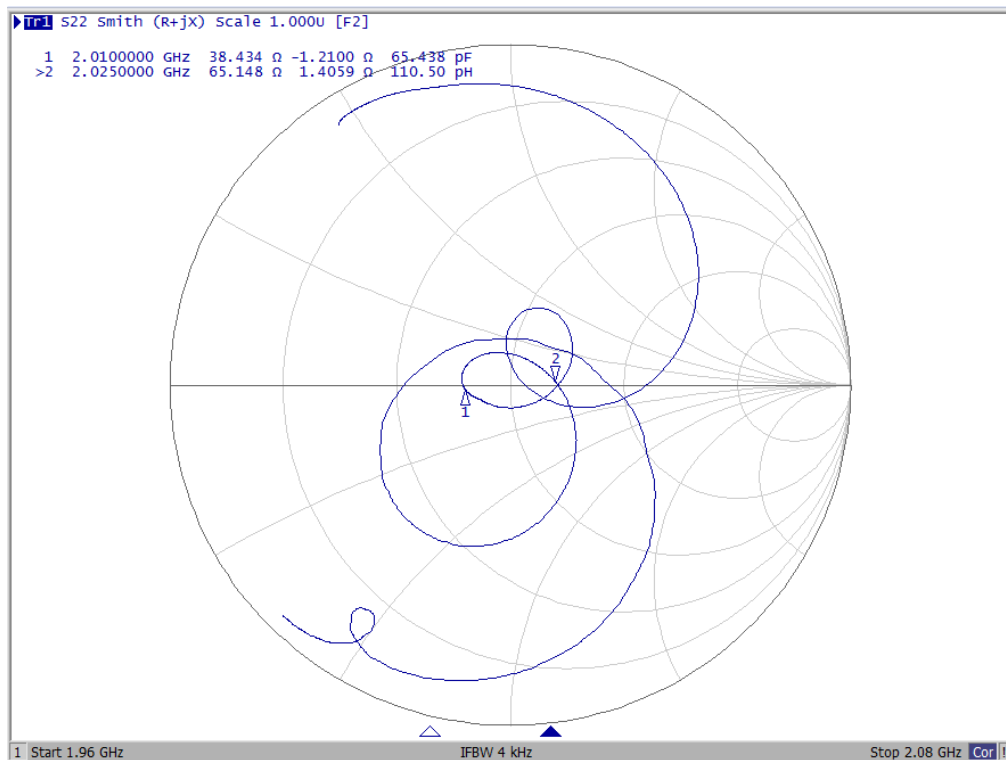
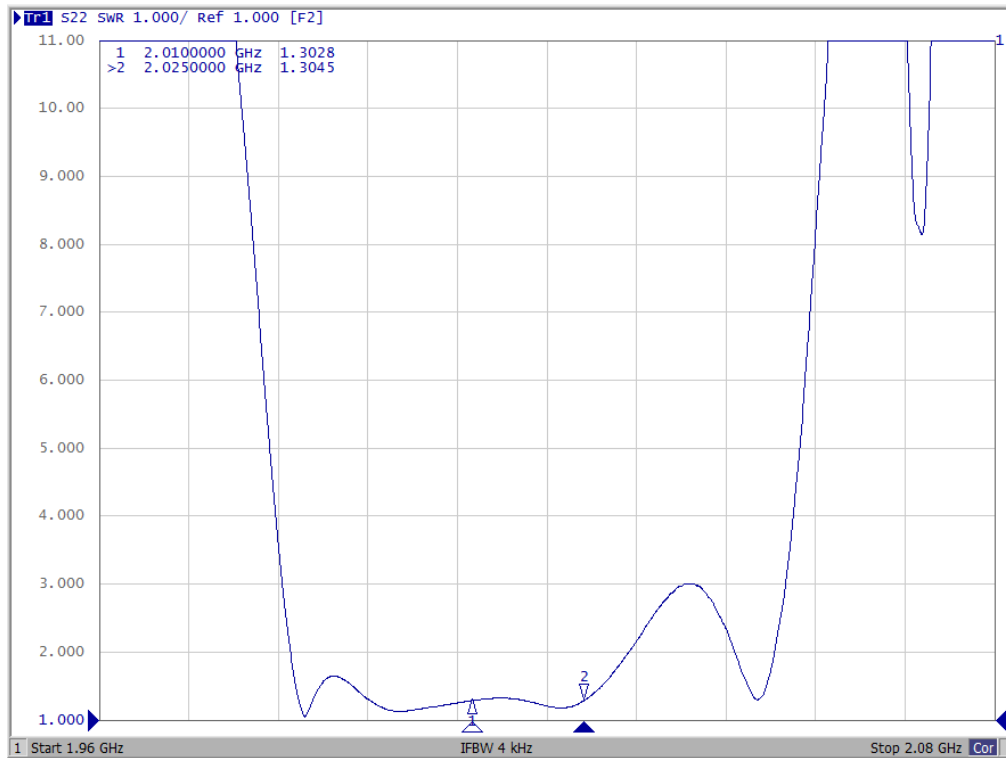
Passband



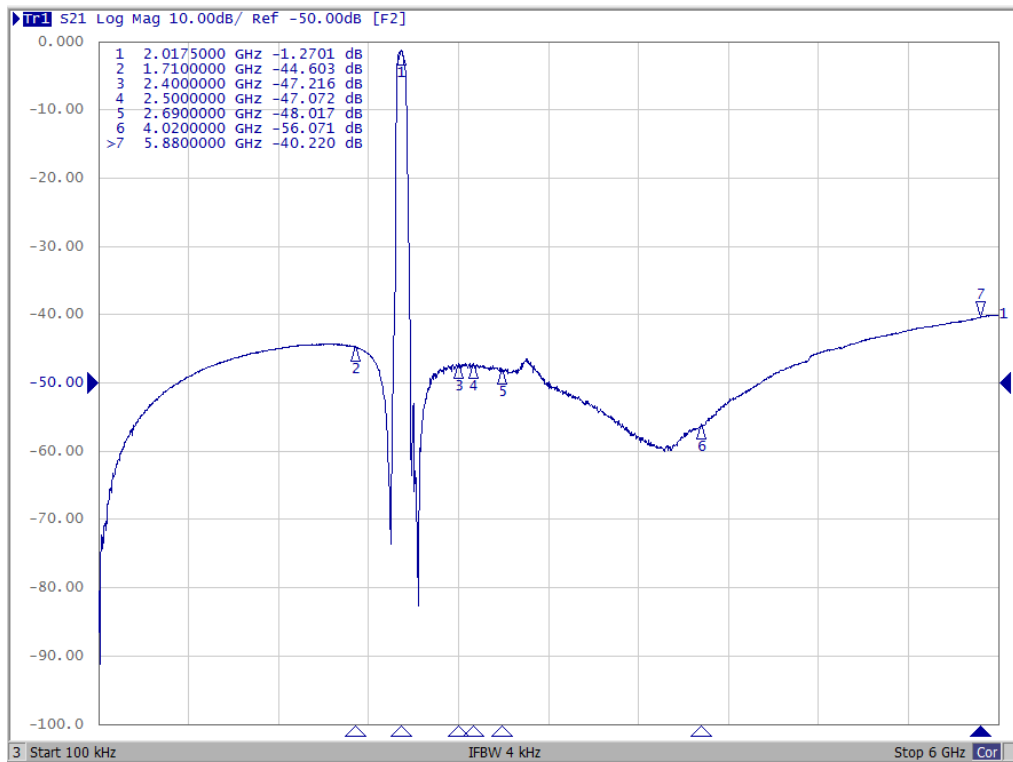
Input Port



Output Port



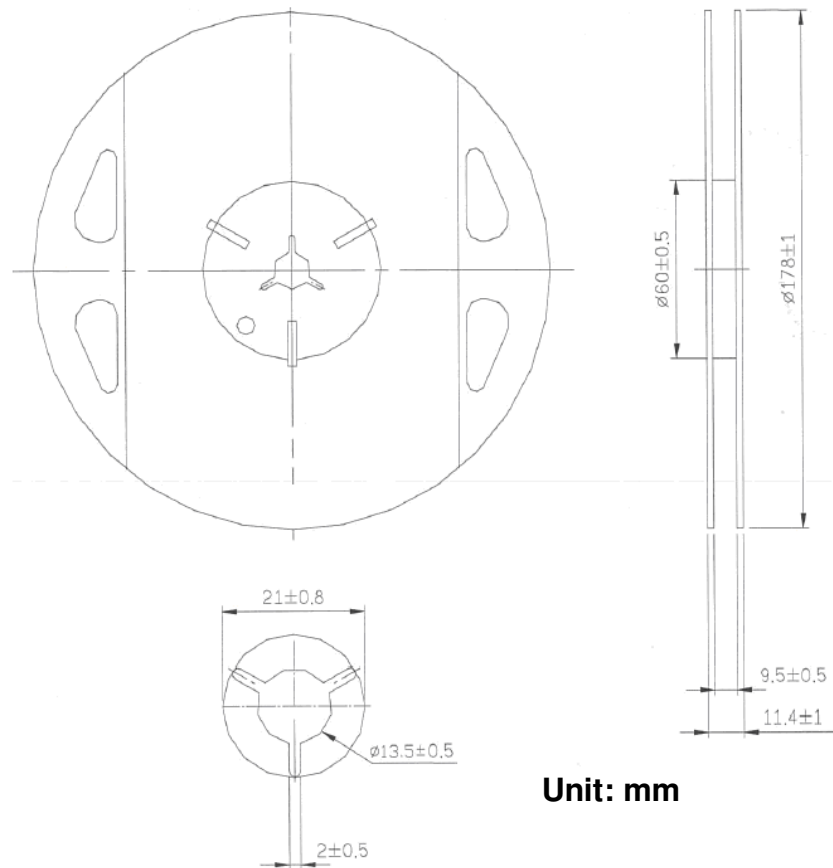
Wide span



G. PACKING:

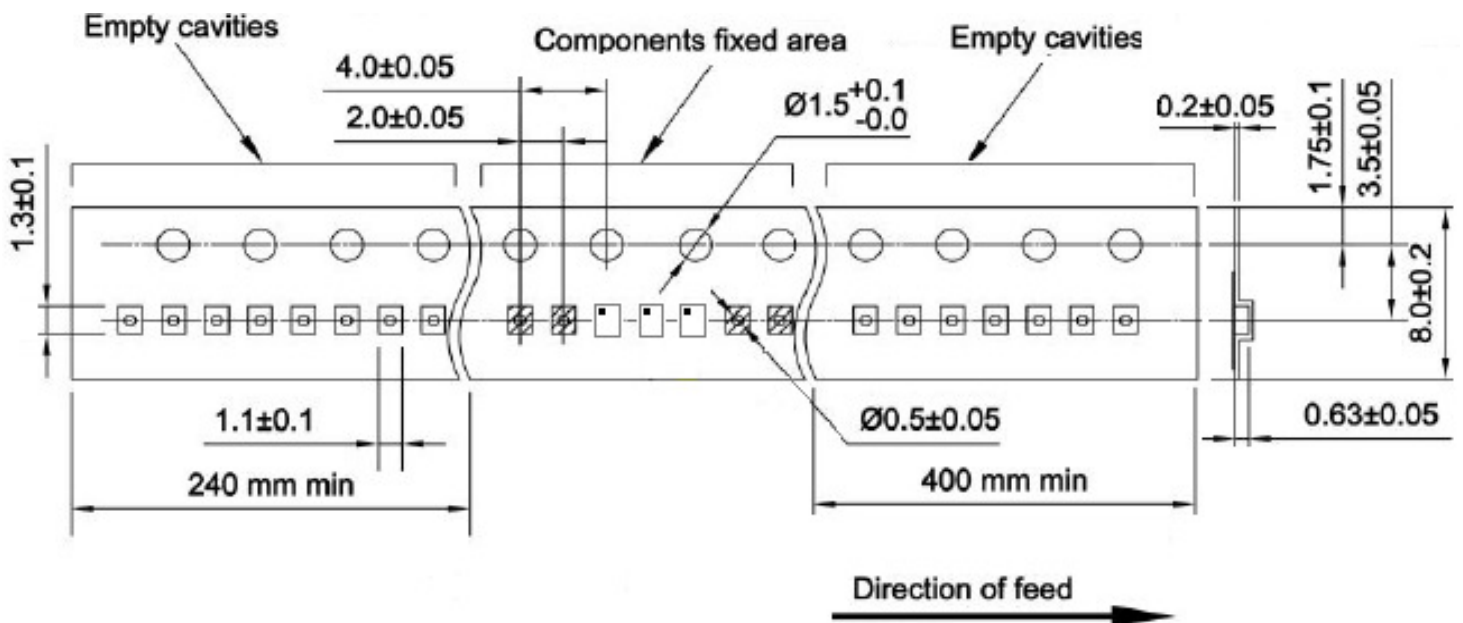
1. REEL DIMENSION

(Please refer to FR-75D10 for packing quantity)



Unit: mm

2. TAPE DIMENSION



H. RECOMMENDED REFLOW PROFILE :

1. Preheating shall be fixed at 150~180°C for 60~90 seconds.
2. Ascending time to preheating temperature 150°C shall be 30 seconds min.
3. Heating shall be fixed at 220°C for 50~80 seconds and at 245~260°C peak (min. 10sec).
4. Time : 2 times.

