



# TAI-SAW TECHNOLOGY CO., LTD.

No. 3, Industrial 2nd Rd., Ping-Chen Industrial District,  
Taoyuan, 324, Taiwan, R.O.C.

TEL: 886-3-4690038 FAX: 886-3-4697532

E-mail: [tstsales@mail.taisaw.com](mailto:tstsales@mail.taisaw.com) Web: [www.taisaw.com](http://www.taisaw.com)

## Product Specifications Approval Sheet

Product Description: SAW Filter 2602.5 MHz SMD 3.0X3.0 mm (BW=45 MHz)

TST Part No.: TA0917A

Customer Part No.: \_\_\_\_\_

Customer signature required
Company: _____
Division: _____
Approved by : _____
Date: _____

Checked by: \_\_\_\_\_ Anne Chen *Anne Chen*

Approved by: \_\_\_\_\_ Andy Yu *Andy Yu*

Date: \_\_\_\_\_ 2018/12/10

1. Customer signed back is required before TST can proceed with sample build and receive orders.
2. Orders received without customer signed back will be regarded as agreement on the specifications.
3. Any specifications changes must be approved upon by both parties and a new revision of specifications shall be released to reflect the changes.



# TAI-SAW TECHNOLOGY CO., LTD.

No. 3, Industrial 2nd Rd., Ping-Chen Industrial District,  
Taoyuan, 324, Taiwan, R.O.C.

TEL: 886-3-4690038 FAX: 886-3-4697532

E-mail: [tstsales@mail.taisaw.com](mailto:tstsales@mail.taisaw.com) Web: [www.taisaw.com](http://www.taisaw.com)

## SAW Filter 2602.5 MHz

MODEL NO.:TA0917A

REV. NO.:3

### A. MAXIMUM RATING:

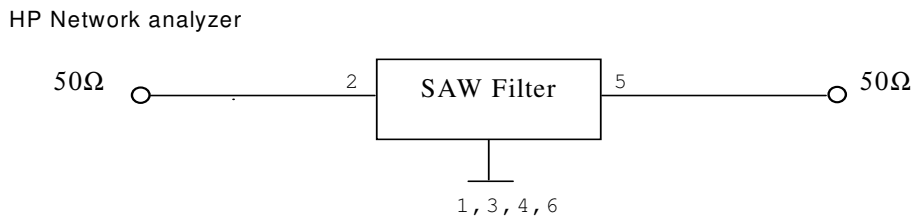
1. Input Power Level: 10 dBm
2. DC Voltage : 3V
3. Operating Temperature: -20°C to +70°C
4. Storage Temperature: -40°C to +95°C
5. Moisture Sensitivity Level: Level 1 (**MSL 1**)

RoHS Compliant  
Lead free  
Lead-free soldering

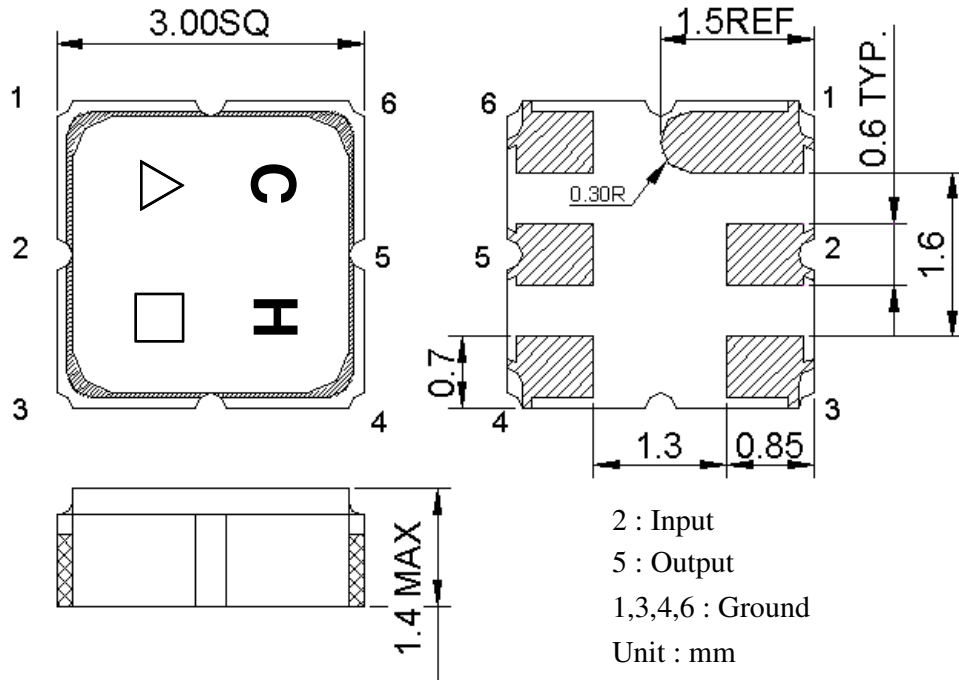
### B. ELECTRICAL CHARACTERISTICS:

Item	Unit	Min.	Typ.	Max.	Note
<b>Center Frequency</b> <b>Fc</b>	MHz	-	2602.5	-	-
<b>Insertion Loss</b> (2595 ~ 2625 MHz) <b>IL</b>	dB	-	2.5	3.3	-
<b>Insertion Loss</b> (2580 ~ 2595 MHz) <b>IL</b>	dB	-	3	3.5	-
<b>Amplitude Ripple</b> (2595 ~ 2625 MHz)	dB	-	1.3	2.2	-
<b>Return Loss</b> (2595 ~ 2625 MHz)	dB	9	14	-	-
<b>Attenuation</b> (Reference level from 0 dB)					
2100 ~ 2400 MHz	dB	35	45	-	-
2400 ~ 2484 MHz	dB	40	44	-	-
2710 ~ 2840 MHz	dB	40	54	-	-
2840 ~ 3000 MHz	dB	35	49	-	-

### C. MEASUREMENT CIRCUIT:



**D. OUTLINE DRAWING:**



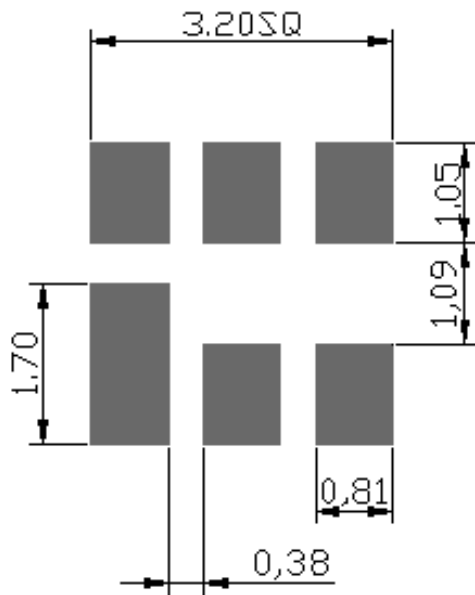
△ : Year Code (2016->6, ..., 2019->9)

□ : Date Code (W01->A,W02->B,...W27->a,...,W52->z)

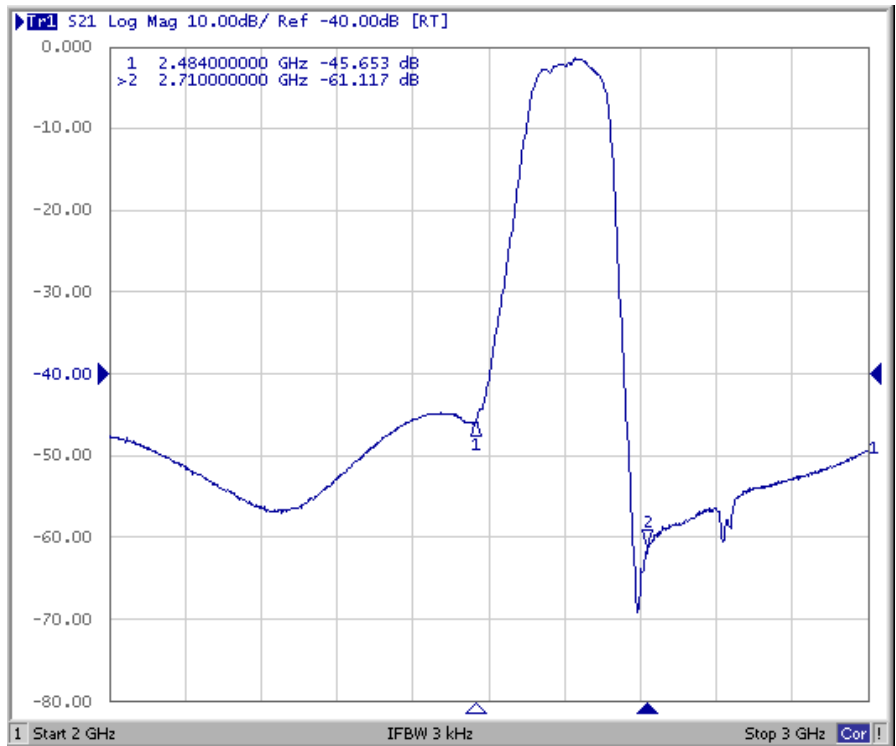
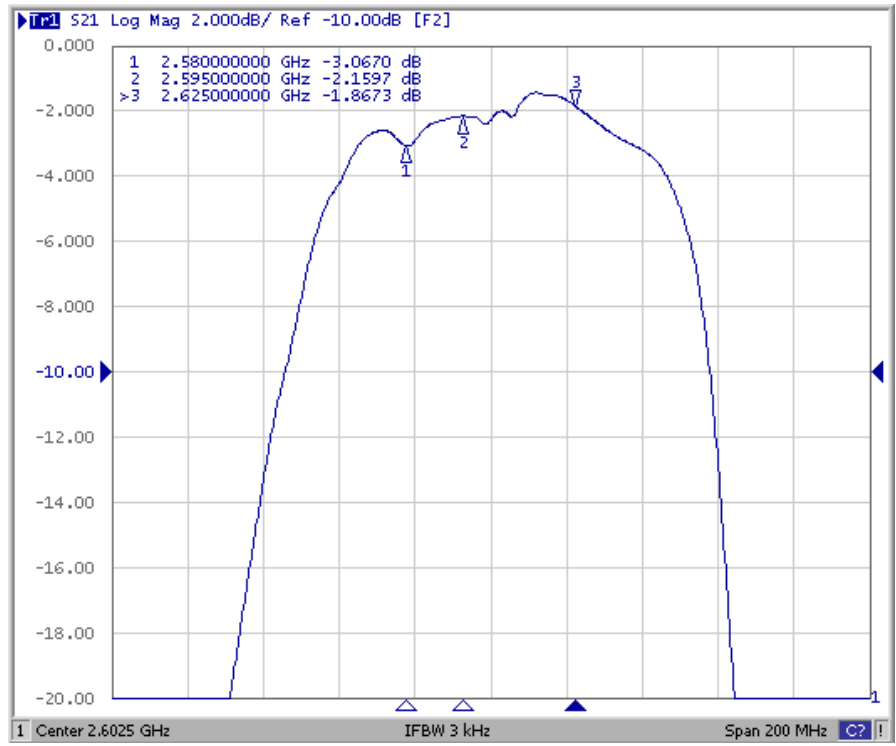
**Date Code Table:**

WK01	WK02	WK03	WK04	WK05	WK06	WK07	WK08	WK09	WK10	WK11	WK12	WK13
A	B	C	D	E	F	G	H	I	J	K	L	M
WK14	WK15	WK16	WK17	WK18	WK19	WK20	WK21	WK22	WK23	WK24	WK25	WK26
N	O	P	Q	R	S	T	U	V	W	X	Y	Z
WK27	WK28	WK29	WK30	WK31	WK32	WK33	WK34	WK35	WK36	WK37	WK38	WK39
a	b	c	d	e	f	g	h	i	j	k	l	m
WK40	WK41	WK42	WK43	WK44	WK45	WK46	WK47	WK48	WK49	WK50	WK51	WK52
n	o	p	q	r	s	t	u	v	w	x	y	z

**E. PCB FOOTPRINT:**

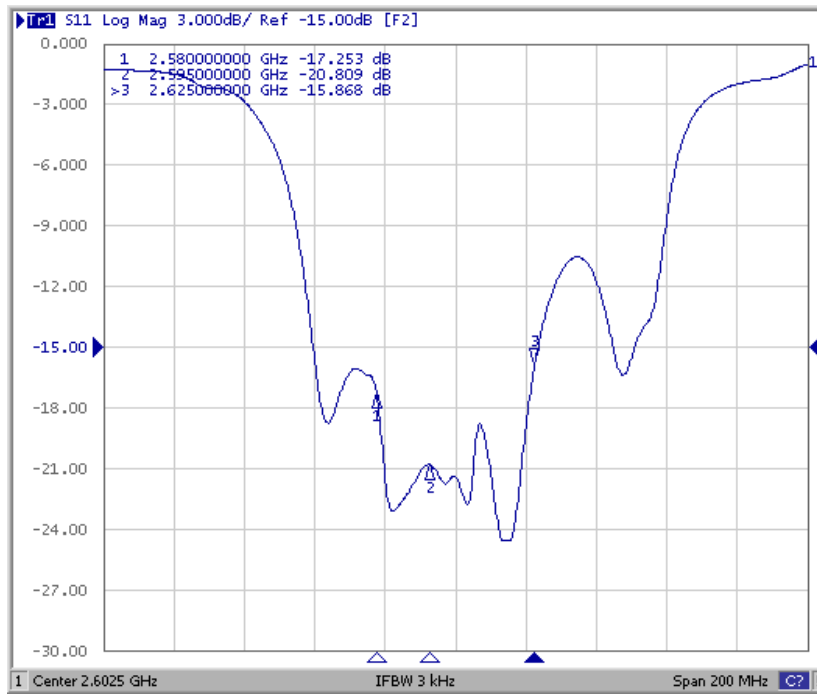


## F. FREQUENCY CHARACTERISTICS:

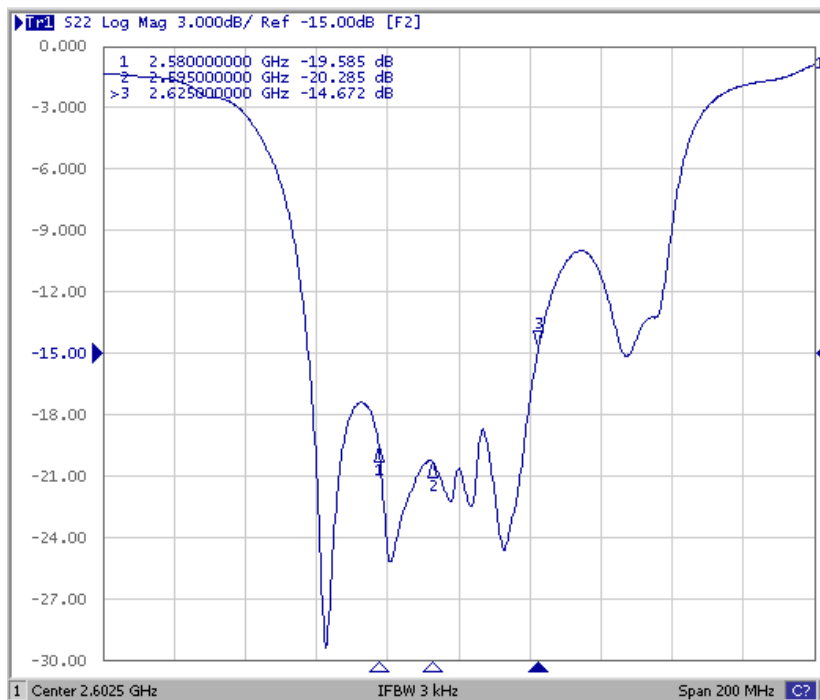


## Reflection Functions:

### S11



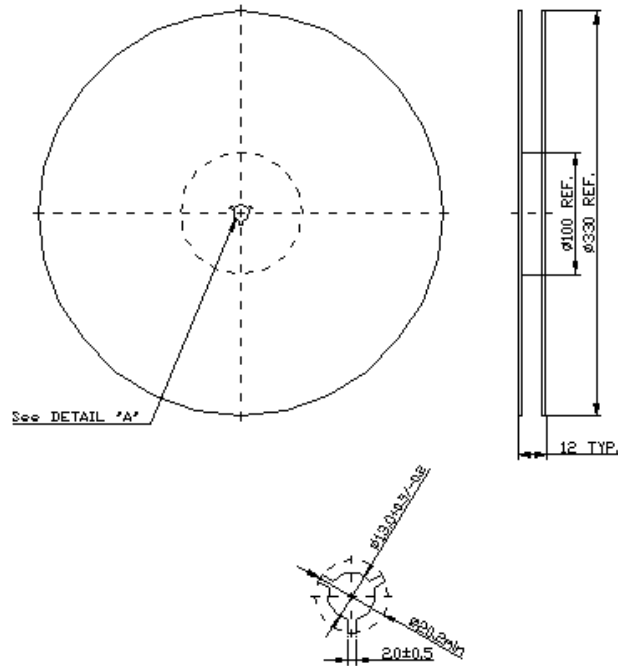
### S22



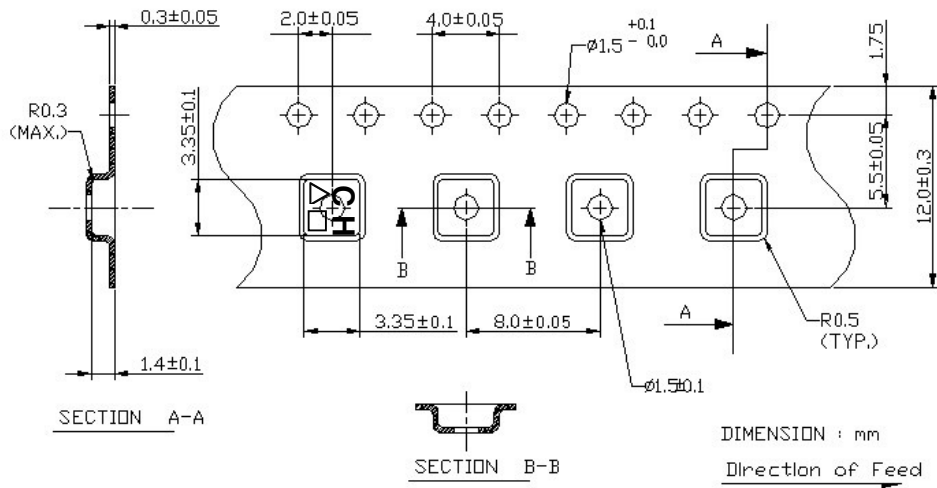
**G. PACKING:**

1. REEL DIMENSION (Reel Count : 7"=1000 ; 13"=3000 )

(Please refer to FR-75D10 for packing quantity)



2. TAPE DIMENSION



**H. RECOMMENDED REFLOW PROFILE :**

