



TAI-SAW TECHNOLOGY CO., LTD.

No. 3, Industrial 2nd Rd., Ping-Chen Industrial District,
Taoyuan, 324, Taiwan, R.O.C.

TEL: 886-3-4690038 FAX: 886-3-4697532

E-mail: tstsales@mail.taisaw.com Web: www.taisaw.com

Product Specifications Approval Sheet

Product Description: SAW Filter 2310 MHz (BW 10MHz) SMD 1.4X1.1 mm

TST Part No.: TA2718AA1325

Customer Part No.: _____

| |
|-----------------------------|
| Customer signature required |
| Company: _____ |
| Division: _____ |
| Approved by : _____ |
| Date: _____ |

Checked by: _____ Michael Yang *Michael*

Approval by: _____ Andy Yu *Andy Yu*

Date: _____ 2020/12/28

1. Customer signed back is required before TST can proceed with sample build and receive orders.
2. Orders received without customer signed back will be regarded as agreement on the specifications.
3. Any specifications changes must be approved upon by both parties and a new revision of specifications shall be released to reflect the changes.

TST TAI-SAW TECHNOLOGY CO., LTD.

No. 3, Industrial 2nd Rd., Ping-Chen Industrial District,
Taoyuan, 324, Taiwan, R.O.C.

TEL: 886-3-4690038 FAX: 886-3-4697532

E-mail: tstsales@mail.taisaw.com Web: www.taisaw.com

SAW Filter 2310MHz

MODEL NO.:TA2718AA1325

REV. NO.:1.0

A. MAXIMUM RATING:

1. Input Power Level: 10 dBm
2. DC Voltage : 0V
3. Operating Temperature: -40°C to +85°C
4. Storage Temperature: -40°C to +85°C
5. Moisture Sensitivity Level: Level 3(MSL3)



Electrostatic Sensitive Device (ESD)

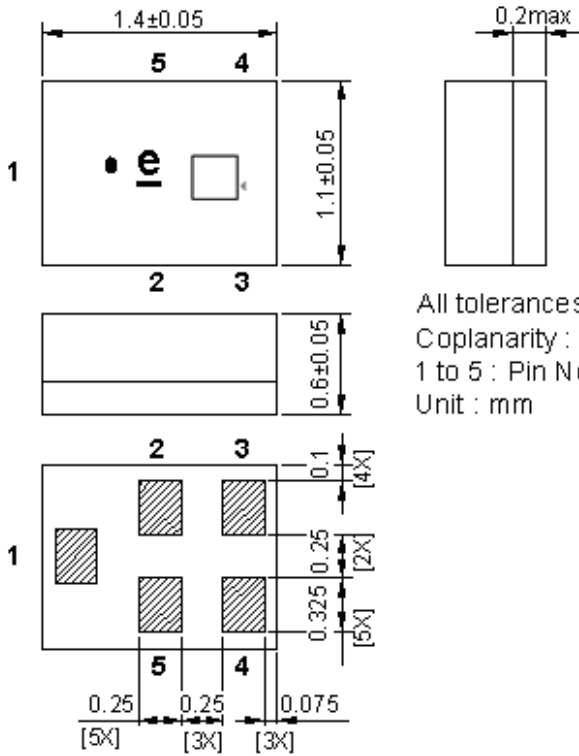
B. ELECTRICAL CHARACTERISTICS:

Terminating source impedance (single) : $Z_s = 50 \Omega$

Terminating load impedance(single) : $Z_L = 50 \Omega$

| Item | Unit | Min | Type. | Max | Note |
|---|--------|------|-------|-----|-----------|
| Center Frequency Fc | MHz | - | 2310 | - | |
| Insertion Loss (2305~2315 MHz) IL | dB | | 5.5 | 6 | 23 ~ 27°C |
| Amplitude ripple (2305~2315 MHz) | | | 0.5 | 1.0 | 23 ~ 27°C |
| VSWR (2305~2315 MHz) | | | 1.6 | 2.0 | 23 ~ 27°C |
| Attenuation | | | | | |
| 800 ~ 2290 MHz | dB | 15 | 20 | | 23 ~ 27°C |
| 2332.5 ~ 2400 MHz | dB | 10 | 15 | | 23 ~ 27°C |
| 2400 ~ 3000 MHz | dB | 35 | 40 | | |
| Temperature coefficient | ppm/°C | -36 | | | |
| Package size | mm | 1411 | | | |

C.OUTLINE DRAWING:



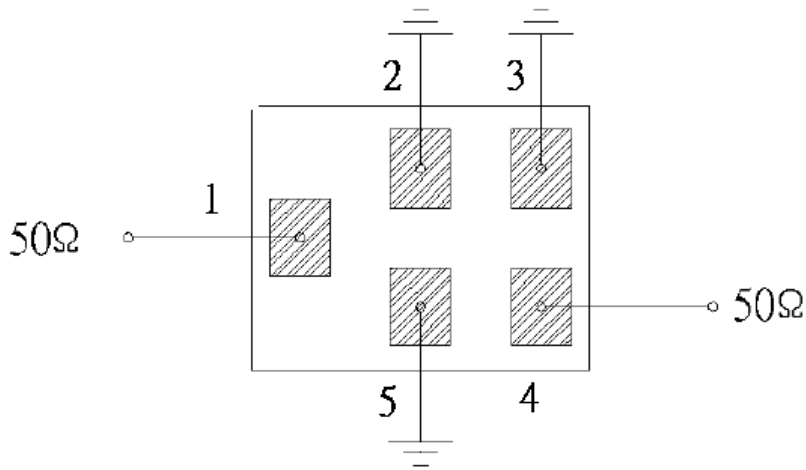
All tolerances are ± 0.05 mm unless otherwise specified
 Coplanarity : 0.1 mm max.
 1 to 5 : Pin No.
 Unit : mm

| Pin-No.↕ | Symbol↕ | Function↕ |
|----------|---------|-----------|
| 1↕ | IN↕ | Input↕ |
| 2↕ | GND↕ | Ground↕ |
| 3↕ | GND↕ | Ground↕ |
| 4↕ | OUT↕ | Output↕ |
| 5↕ | GND↕ | Ground↕ |

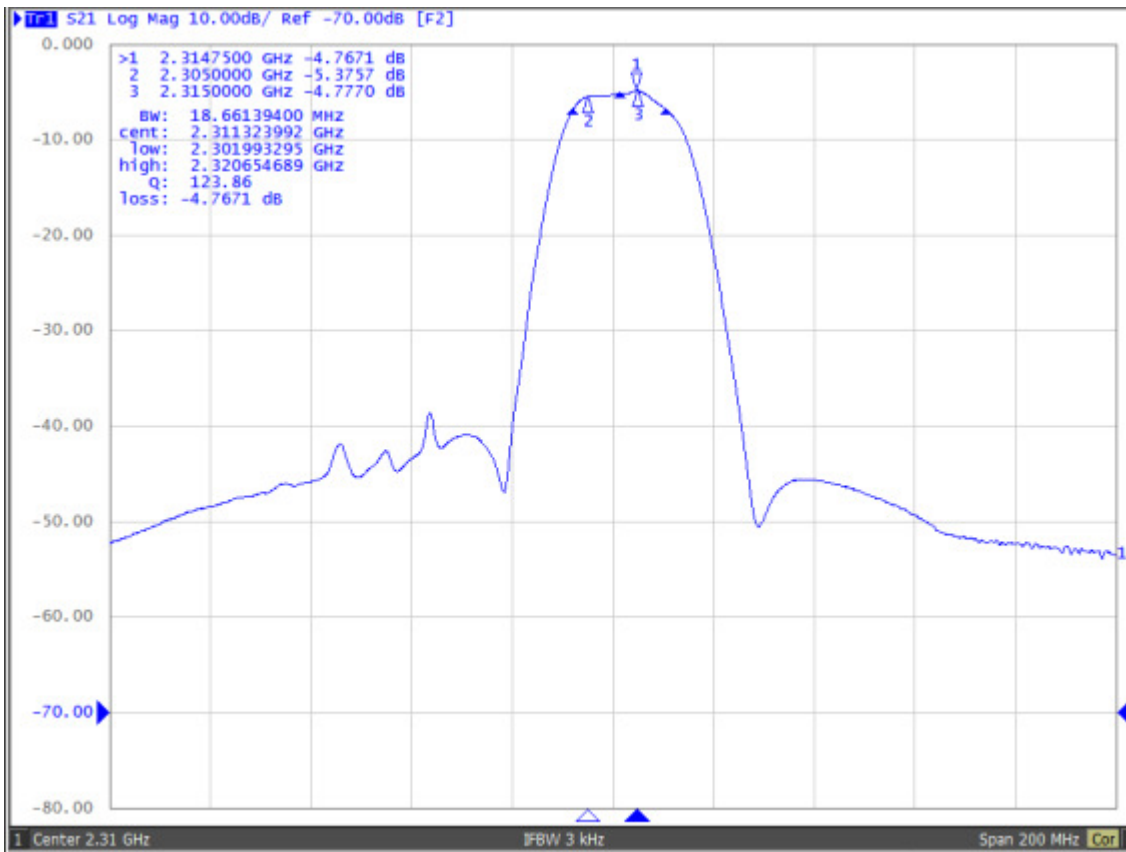
□ : Year/Month Code (Follow the table)

| YEAR/Month | 1 | 2 | 3 | 4 | 5 | 6 | 7 | 8 | 9 | 10 | 11 | 12 |
|------------|----------|----------|----------|----------|----------|----------|----------|----------|----------|----------|----------|----------|
| 2013 | A | B | C | D | E | F | G | H | J | K | L | M |
| 2014 | N | P | Q | R | S | T | U | V | W | X | Y | Z |
| 2015 | a | b | c | d | e | f | g | h | j | k | l | m |
| 2016 | n | p | q | r | s | t | u | v | w | x | y | z |
| 2017 | <u>A</u> | <u>B</u> | <u>C</u> | <u>D</u> | <u>E</u> | <u>F</u> | <u>G</u> | <u>H</u> | <u>J</u> | <u>K</u> | <u>L</u> | <u>M</u> |
| 2018 | <u>N</u> | <u>P</u> | <u>Q</u> | <u>R</u> | <u>S</u> | <u>T</u> | <u>U</u> | <u>V</u> | <u>W</u> | <u>X</u> | <u>Y</u> | <u>Z</u> |
| 2019 | <u>a</u> | <u>b</u> | <u>c</u> | <u>d</u> | <u>e</u> | <u>f</u> | <u>g</u> | <u>h</u> | <u>i</u> | <u>k</u> | <u>l</u> | <u>m</u> |
| 2020 | <u>n</u> | <u>p</u> | <u>q</u> | <u>r</u> | <u>s</u> | <u>t</u> | <u>u</u> | <u>v</u> | <u>w</u> | <u>x</u> | <u>y</u> | <u>z</u> |

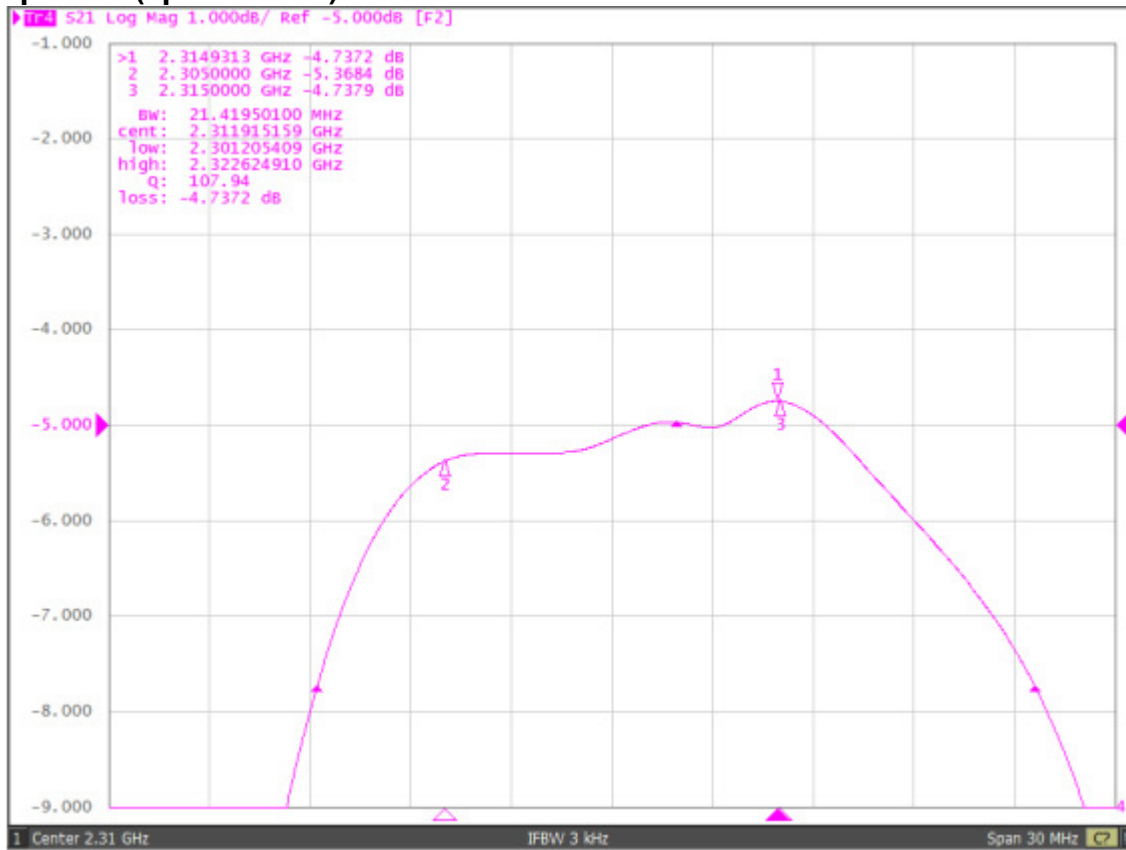
D. MEASUREMENT CIRCUIT:



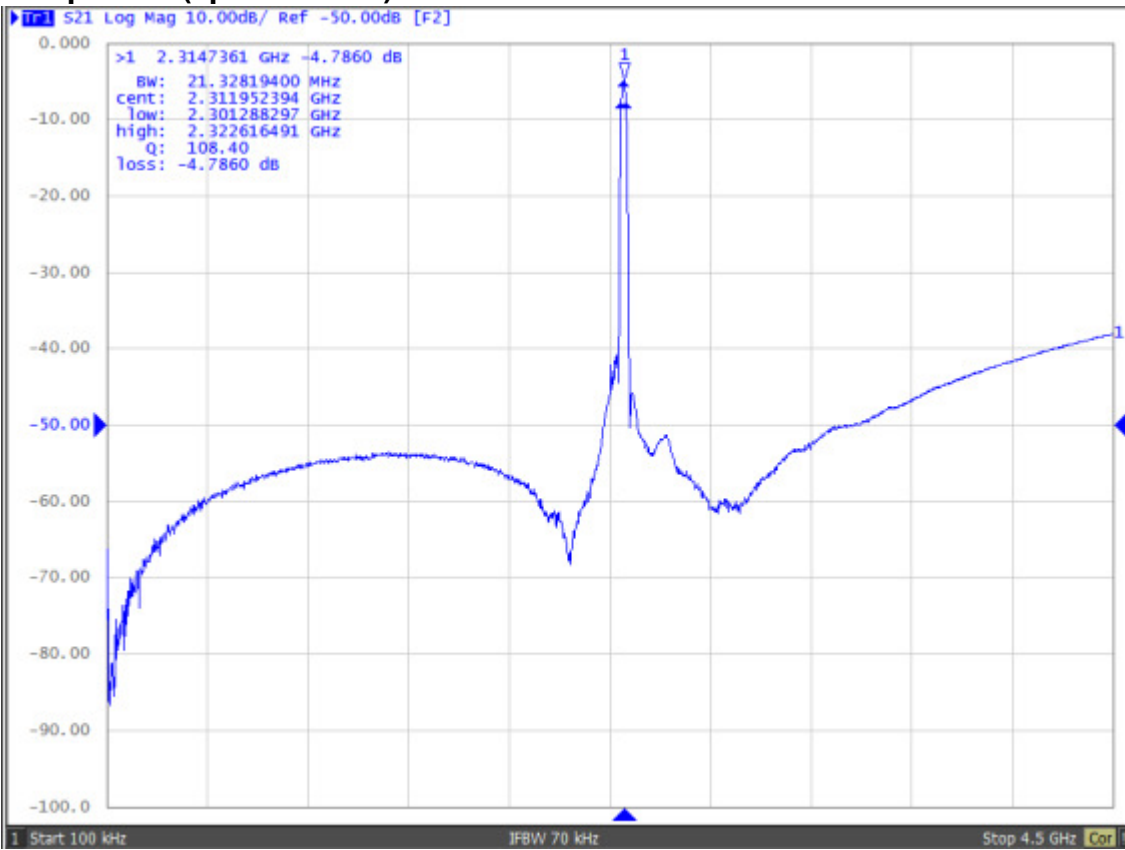
**E. Frequency Characteristics:
S21 response: (span 200MHz)**



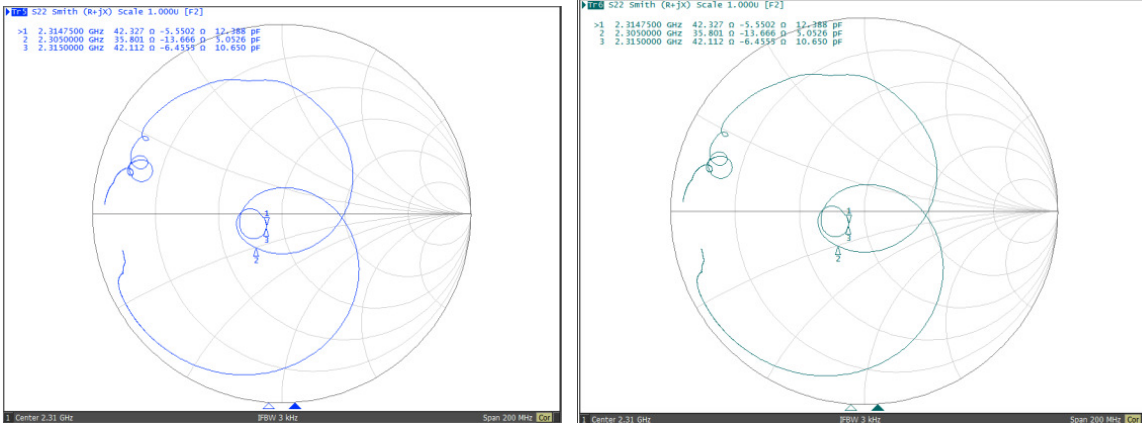
S21 response: (span 40MHz)



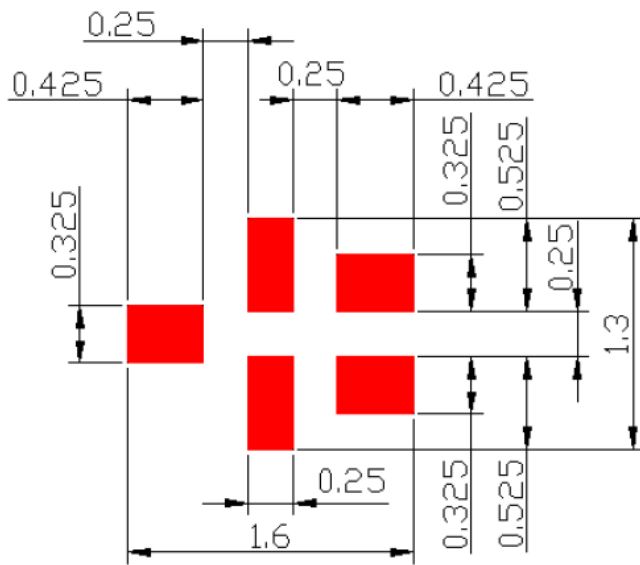
S21 response: (span 4.5GHz)



S21 response: (span 200MHz)



F. PCB Footprint:

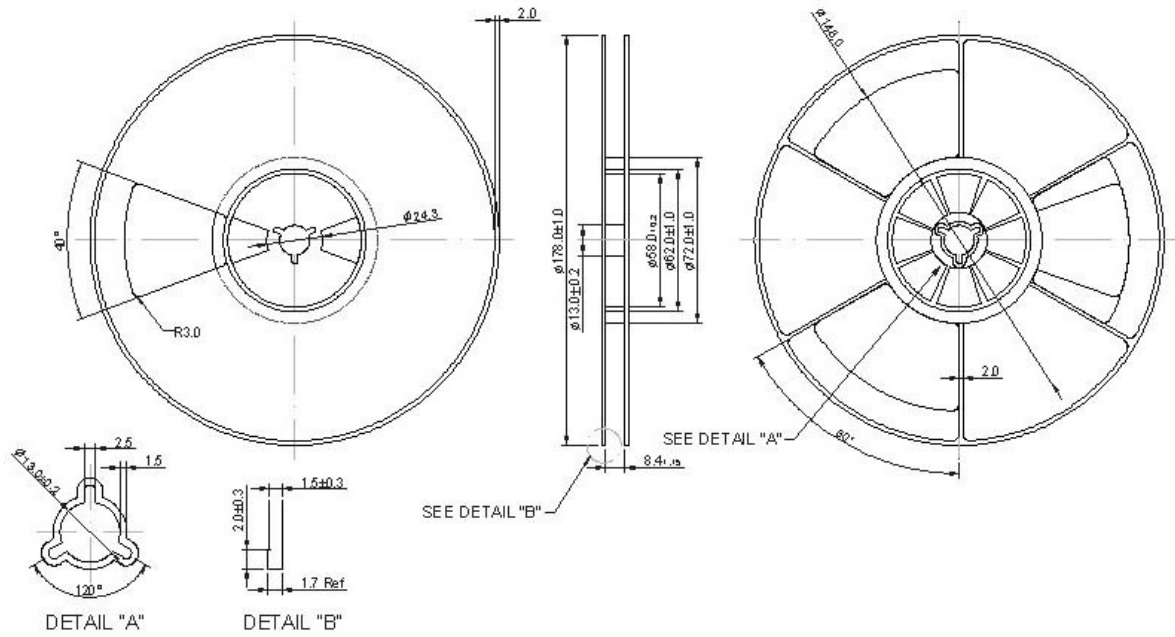


: Land Pattern

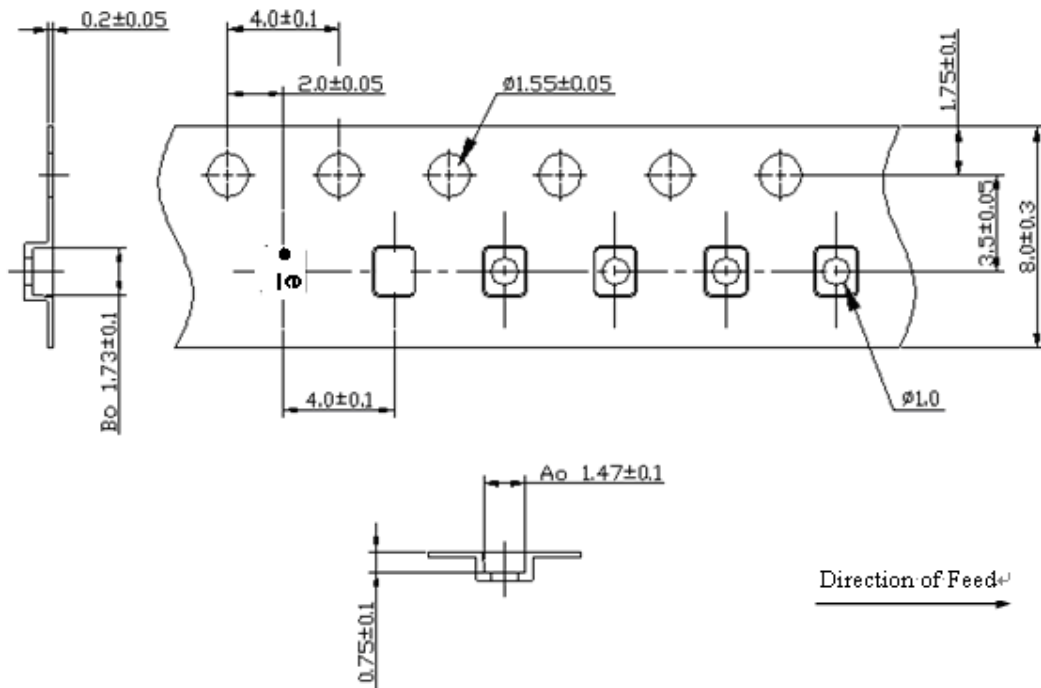
G. PACKING:

1. REEL DIMENSION

(Please refer to FR-75D10 for packing quantity)



2. TAPE DIMENSION



H. Recommended Reflow Profile:

1. Preheating shall be fixed at 150~180°C for 60~90 seconds.
2. Ascending time to preheating temperature 150°C shall be 30 seconds min.
3. Heating shall be fixed at 220°C for 50~80 seconds and at 260°C +0/-5°C peak (20~40sec).
4. Time: 2 times.

