

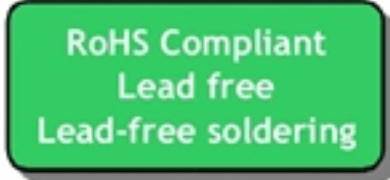
LTCC Filter 1880 ~ 2025(1952.5) MHz SMD 1.6X0.8 mm (145 MHz BW)

MODEL NO.:TL0031A

REV.1

A. MAXIMUM RATING:

1. Operating temperature range: -40 °C to +85 °C
2. Storage temperature range: -40 °C to +85 °C
3. Moisture Sensitive Level: Level 1 (MSL1)



Electrostatic Sensitive Device (ESD)

B. ELECTRICAL CHARACTERISTICS:

Source impedance (unbalanced) : $Z_s = 50 \Omega$

Load Impedance (balanced) : $Z_L = 50 \Omega$

Item	Unit	Spec
Frequency Range	MHz	1880 ~ 2025(1952.5)
Insertion loss	dB	1.1 typ.
VSWR		1.2 typ.
Attenuation (Reference level from 0 dB)		
2400 ~ 2500 MHz	dB	29 Min
4020 ~ 4045 MHz	dB	20 Min
6030 ~ 6075 MHz	dB	29 Min

C. Outline Drawing:



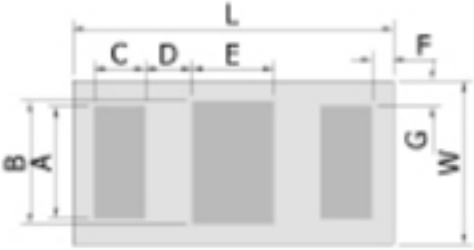

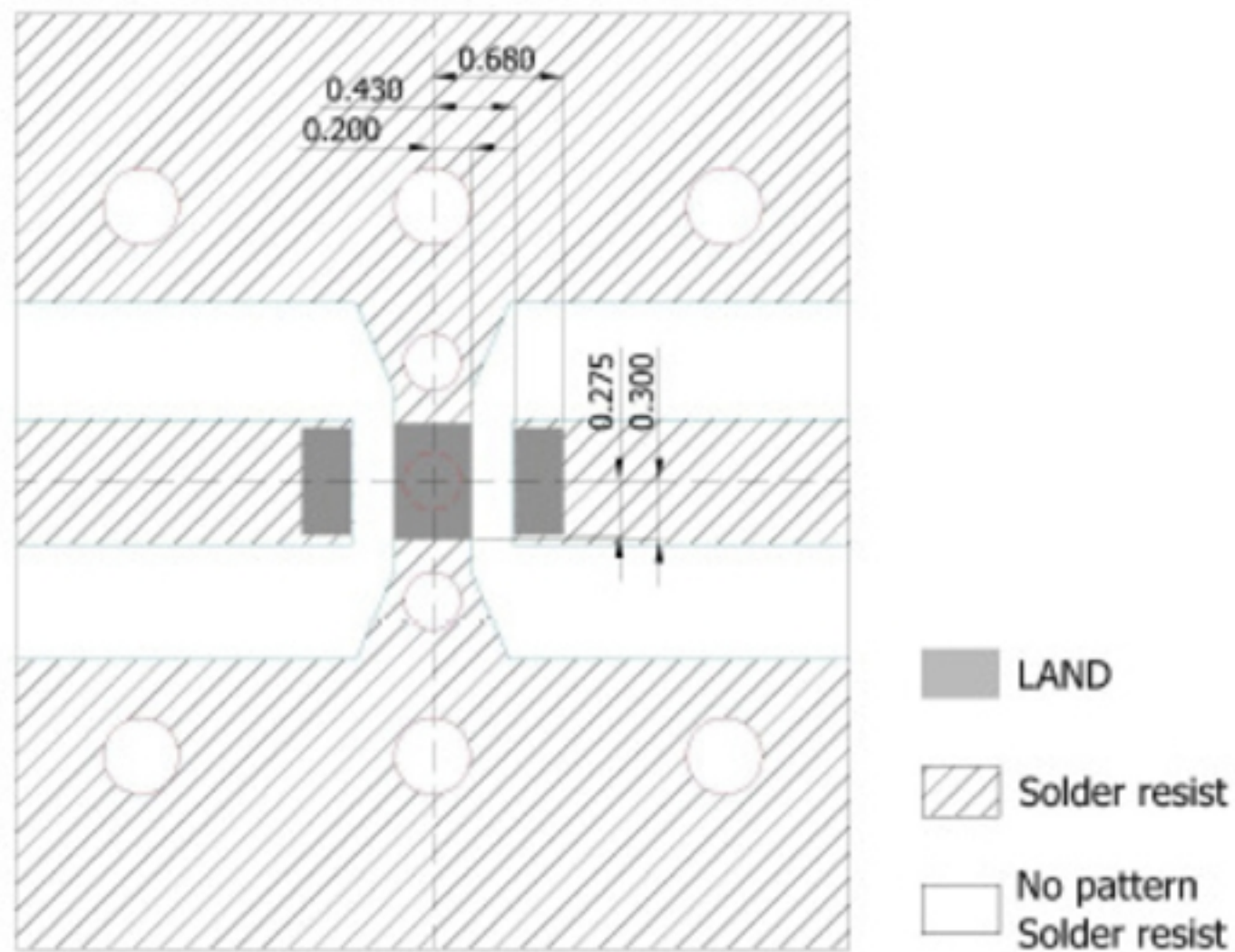
Figure	PIN	Connection
Top view  P1 P2 P3	1	Input port
	2	GND
	3	Output port

Figure	Symbol	Dimension (mm)
Top view  Bottom view  Bottom view 	L	1.60 ± 0.10
	W	0.80 ± 0.10
	T	0.7 max.
	A	0.55 ± 0.10
	B	0.60 ± 0.10
	C	0.25 ± 0.10
	D	0.23 ± 0.10
	E	0.40 ± 0.10
	F	0.12 ± 0.10
G	0.125 ± 0.10	

D. PCB Footprint:



UNIT:mm

Line width to be designed to match 50 Ω characteristic impedance, depending on PCB material and thickness.

E. RECOMMENDED REFLOW PROFILE:

1. Preheating shall be fixed at 150~180°C for 60~90 seconds.
2. Ascending time to preheating temperature 150°C shall be 30 seconds min.
3. Heating shall be fixed at 220°C for 50~80 seconds and at 245~260°C peak (min. 10sec).
4. Time : 2 times.

